

Country Profiles

Annex B



A fair partner to all



Austria (AT)

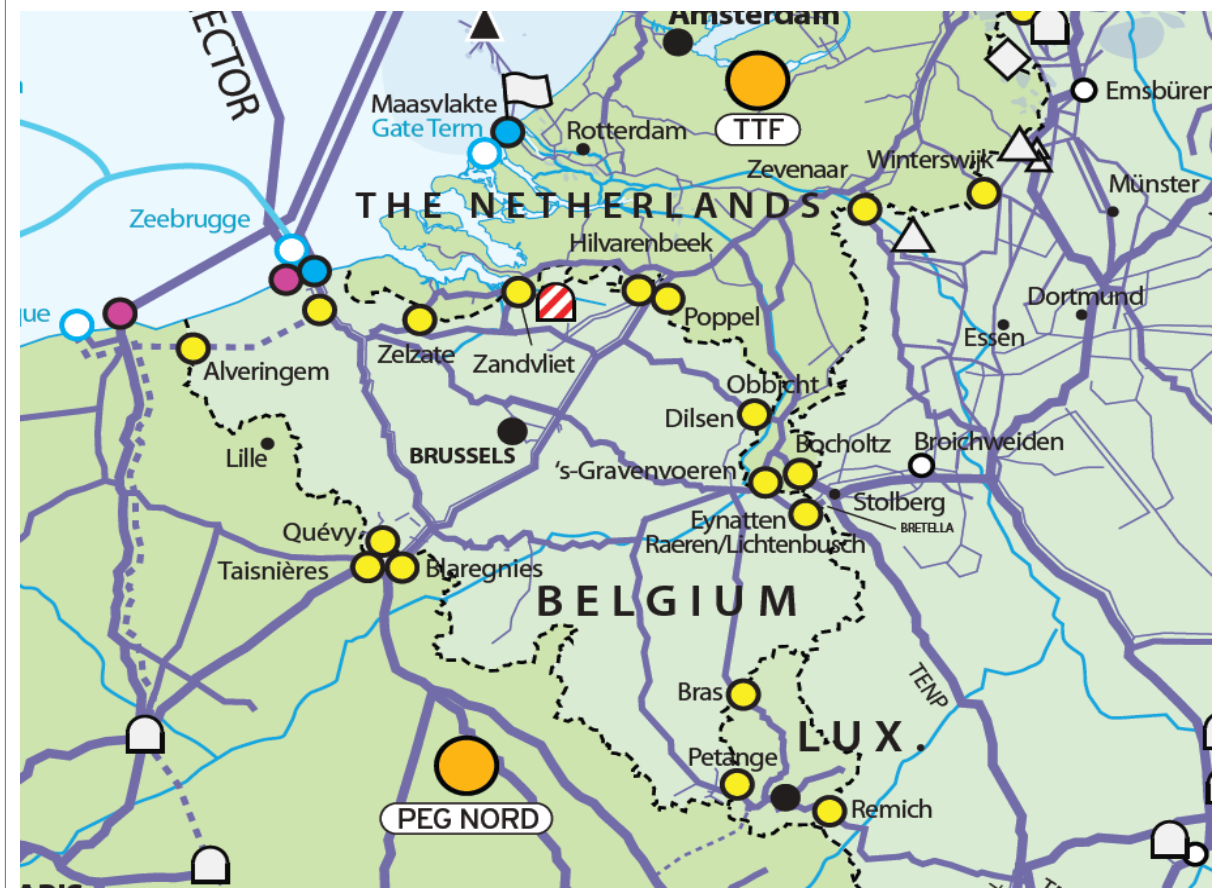
Area of country (km ²)	Population of country (mill.)	Length of high pressure system (km)	Transported volume (Σ Exit bcm)
83.870	8.404.252	1.888	52,9



2010		2011	
Total Gas Consumption (GWh)	102.016	Total Gas Consumption (GWh)	95.634
Gross Energy Consumption (Thousand TOE)	35	Gross Energy Consumption (Thousand TOE)	34
Gas share in gross energy consumption	23%	Gas share in gross energy consumption	22%
Net electricity production (GWh)	70.685	Net electricity production (GWh)	65.400
Gas-fired electricity production (GWh)	14.015	Gas-fired electricity production (GWh)	11.677
Share of gas-fired electricity production in net electricity production	20%	Share of gas-fired electricity production in net electricity production	18%

Belgium (BE)

Area of country (km ²)	Population of country (mill.)	Length of high pressure system (km)	Transported volume (Σ Exit bcm)
30.528	11.000.638	4.037	40



2010		2011	
Total Gas Consumption (GWh)	215.986	Total Gas Consumption (GWh)	184.054
Gross Energy Consumption (Thousand TOE)	62	Gross Energy Consumption (Thousand TOE)	56
Gas share in gross energy consumption	28%	Gas share in gross energy consumption	26%
Net electricity production (GWh)	91.432	Net electricity production (GWh)	85.625
Gas-fired electricity production (GWh)	30.073	Gas-fired electricity production (GWh)	22.866
Share of gas-fired electricity production in net electricity production	33%	Share of gas-fired electricity production in net electricity production	27%

Bulgaria (BG)

Area of country (km ²)	Population of country (mill.)	Length of high pressure system (km)	Transported volume (Σ Exit bcm)
111.910	7.369.431	2.645	18,4



2010		2011	
Total Gas Consumption (GWh)	31.678	Total Gas Consumption (GWh)	35.379
Gross Energy Consumption (Thousand TOE)	18	Gross Energy Consumption (Thousand TOE)	19
Gas share in gross energy consumption	12%	Gas share in gross energy consumption	13%
Net electricity production (GWh)	41.027	Net electricity production (GWh)	45.143
Gas-fired electricity production (GWh)	-	Gas-fired electricity production (GWh)	-
Share of gas-fired electricity production in net electricity production	0%	Share of gas-fired electricity production in net electricity production	0%

(*) data defers from ENTSG System Development Map as resulting of the correction provided by Bulgartransgaz in Dec 2012

Croatia (HR)

Area of country (km ²)	Population of country (mill.)	Length of high pressure system (km)	Transported volume (Σ Exit bcm)
56.594	4.412.137	2.113	2,53



2010		2011	
Total Gas Consumption (GWh)	30.968	Total Gas Consumption (GWh)	31.010
Gross Energy Consumption (Thousand TOE)	9	Gross Energy Consumption (Thousand TOE)	-
Gas share in gross energy consumption	29%	Gas share in gross energy consumption	-
Net electricity production (GWh)	13.251	Net electricity production (GWh)	9.961
Gas-fired electricity production (GWh)	2.246	Gas-fired electricity production (GWh)	2.242
Share of gas-fired electricity production in net electricity production	17%	Share of gas-fired electricity production in net electricity production	23%

Czech Republic (CZ)

Area of country (km ²)	Population of country (mill.)	Length of high pressure system (km)	Transported volume (Σ Exit bcm)
78.866	10.486.731	3.640	36,3



2010		2011	
Total Gas Consumption (GWh)	95.138	Total Gas Consumption (GWh)	85.646
Gross Energy Consumption (Thousand TOE)	45	Gross Energy Consumption (Thousand TOE)	46
Gas share in gross energy consumption	17%	Gas share in gross energy consumption	15%
Net electricity production (GWh)	79.482	Net electricity production (GWh)	81.028
Gas-fired electricity production (GWh)	4.646	Gas-fired electricity production (GWh)	4.887
Share of gas-fired electricity production in net electricity production	6%	Share of gas-fired electricity production in net electricity production	6%



Denmark (DK)

Area of country (km ²)	Population of country (mill.)	Length of high pressure system (km)	Transported volume (Σ Exit bcm)
43.094	5.560.628	860	5,8



2010		2011	
Total Gas Consumption (GWh)	49.268	Total Gas Consumption (GWh)	40.241
Gross Energy Consumption (Thousand TOE)	19	Gross Energy Consumption (Thousand TOE)	19
Gas share in gross energy consumption	20%	Gas share in gross energy consumption	17%
Net electricity production (GWh)	36.762	Net electricity production (GWh)	33.139
Gas-fired electricity production (GWh)	-	Gas-fired electricity production (GWh)	7.772
Share of gas-fired electricity production in net electricity production	0%	Share of gas-fired electricity production in net electricity production	23%

Finland (FI)

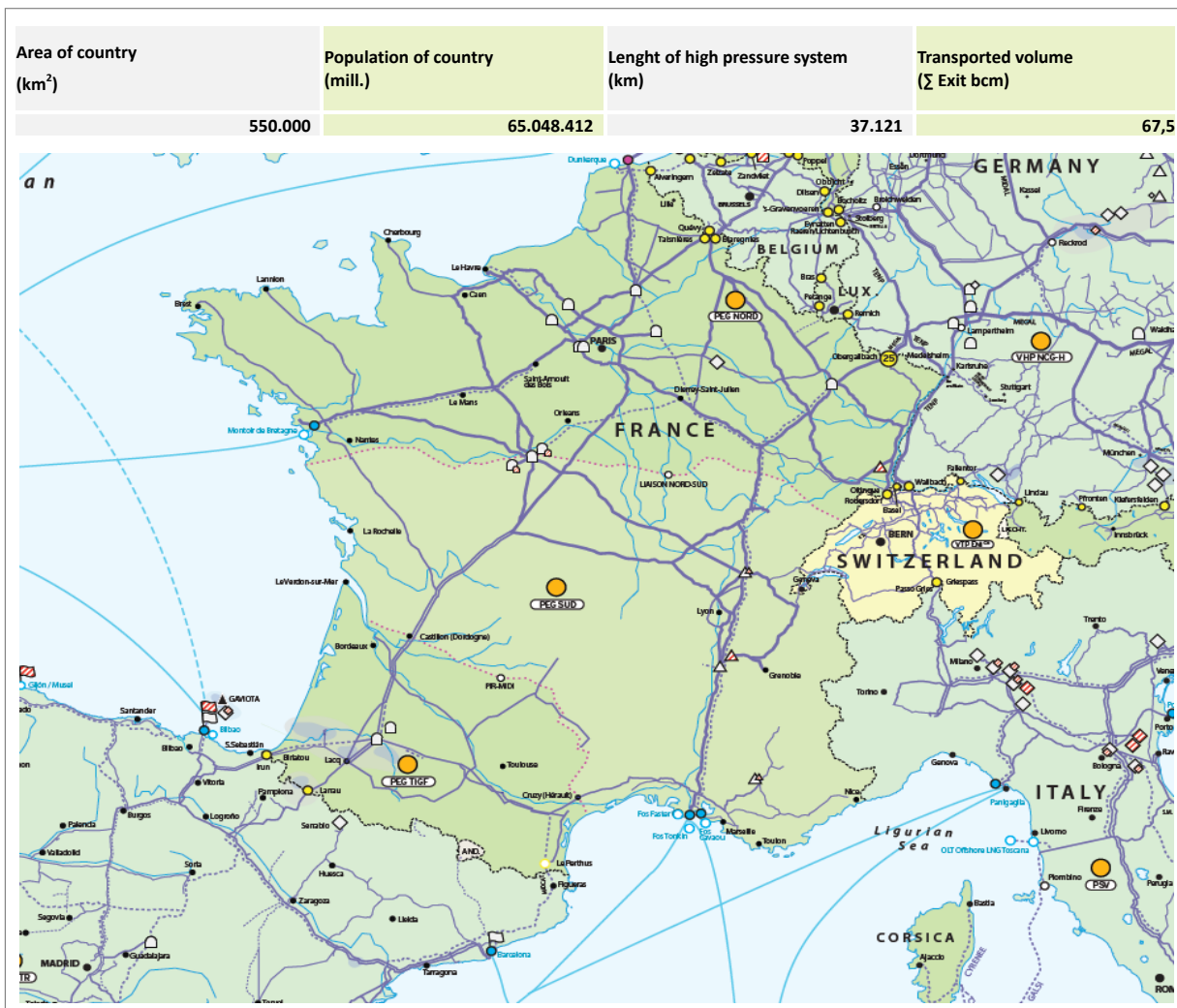
Area of country (km ²)	Population of country (mill.)	Length of high pressure system (km)	Transported volume (Σ Exit bcm)
338.000	5.375.276	1.310	3,9



2010		2011	
Total Gas Consumption (GWh)	49.634	Total Gas Consumption (GWh)	43.308
Gross Energy Consumption (Thousand TOE)	37	Gross Energy Consumption (Thousand TOE)	33
Gas share in gross energy consumption	11%	Gas share in gross energy consumption	10%
Net electricity production (GWh)	76.967	Net electricity production (GWh)	70.393
Gas-fired electricity production (GWh)	10.915	Gas-fired electricity production (GWh)	9.213
Share of gas-fired electricity production in net electricity production	14%	Share of gas-fired electricity production in net electricity production	13%



France (FR)



2010		2011	
Total Gas Consumption (GWh)	552.485	Total Gas Consumption (GWh)	478.215
Gross Energy Consumption (Thousand TOE)	269	Gross Energy Consumption (Thousand TOE)	260
Gas share in gross energy consumption	16%	Gas share in gross energy consumption	14%
Net electricity production (GWh)	550.309	Net electricity production (GWh)	542.947
Gas-fired electricity production (GWh)	30.004	Gas-fired electricity production (GWh)	29.761
Share of gas-fired electricity production in net electricity production	5%	Share of gas-fired electricity production in net electricity production	5%



Germany (DE)

Area of country (km ²)	Population of country (mill.)	Length of high pressure system (km)	Transported volume (Σ Exit bcm)
356.854	81.751.602	34.349	159,1



2010		2011	
Total Gas Consumption (GWh)	942.300	Total Gas Consumption (GWh)	831.300
Gross Energy Consumption (Thousand TOE)	336	Gross Energy Consumption (Thousand TOE)	323
Gas share in gross energy consumption	22%	Gas share in gross energy consumption	20%
Net electricity production (GWh)	573.150	Net electricity production (GWh)	557.890
Gas-fired electricity production (GWh)	-	Gas-fired electricity production (GWh)	81.400
Share of gas-fired electricity production in net electricity production	0%	Share of gas-fired electricity production in net electricity production	15%



Greece (GR)

Area of country (km ²)	Population of country (mill.)	Length of high pressure system (km)	Transported volume (Σ Exit bcm)
131.957	11.309.885	1.219	4,5



2010		2011	
Total Gas Consumption (GWh)	41.440	Total Gas Consumption (GWh)	51.100
Gross Energy Consumption (Thousand TOE)	29	Gross Energy Consumption (Thousand TOE)	30
Gas share in gross energy consumption	11%	Gas share in gross energy consumption	13%
Net electricity production (GWh)	47.880	Net electricity production (GWh)	50.064
Gas-fired electricity production (GWh)	10.366	Gas-fired electricity production (GWh)	14.850
Share of gas-fired electricity production in net electricity production	22%	Share of gas-fired electricity production in net electricity production	30%



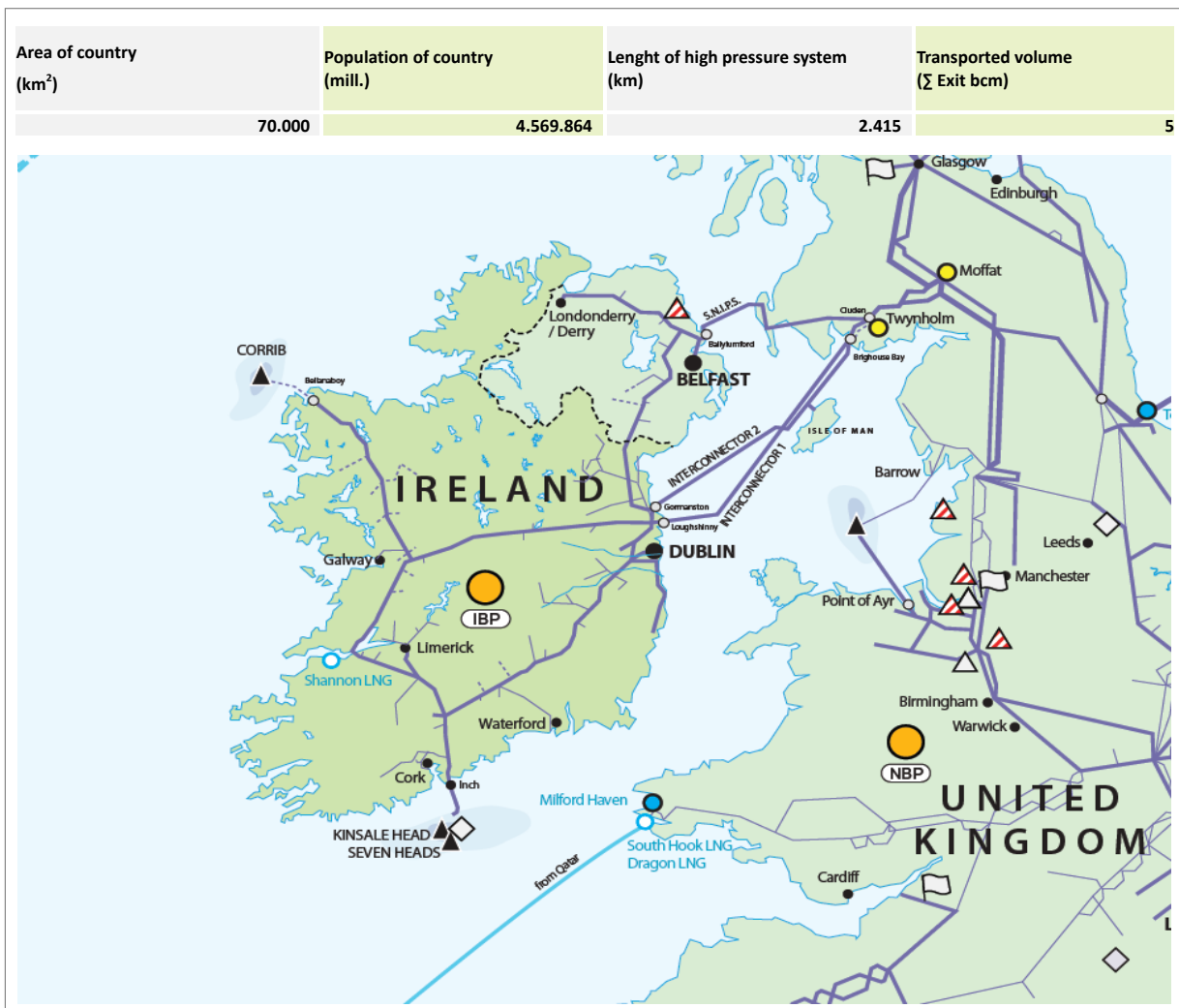
Hungary (HU)

Area of country (km ²)	Population of country (mill.)	Length of high pressure system (km)	Transported volume (Σ Exit bcm)
93.000	9.985.722	5.784	11,1



2010		2011	
Total Gas Consumption (GWh)	124.629	Total Gas Consumption (GWh)	115.912
Gross Energy Consumption (Thousand TOE)	26	Gross Energy Consumption (Thousand TOE)	29
Gas share in gross energy consumption	38%	Gas share in gross energy consumption	32%
Net electricity production (GWh)	33.781	Net electricity production (GWh)	33.499
Gas-fired electricity production (GWh)	10.603	Gas-fired electricity production (GWh)	10.554
Share of gas-fired electricity production in net electricity production	31%	Share of gas-fired electricity production in net electricity production	32%

Ireland (IE)



2010		2011	
Total Gas Consumption (GWh)	60.774	Total Gas Consumption (GWh)	53.161
Gross Energy Consumption (Thousand TOE)	15	Gross Energy Consumption (Thousand TOE)	14
Gas share in gross energy consumption	32%	Gas share in gross energy consumption	29%
Net electricity production (GWh)	26.819	Net electricity production (GWh)	25.632
Gas-fired electricity production (GWh)	17.158	Gas-fired electricity production (GWh)	14.435
Share of gas-fired electricity production in net electricity production	64%	Share of gas-fired electricity production in net electricity production	56%



Italy (IT)

Area of country (km ²)	Population of country (mill.)	Length of high pressure system (km)	Transported volume (Σ Exit bcm)
301.263	60.626.442	32.093	85,3



2010		2011	
Total Gas Consumption (GWh)	879.443	Total Gas Consumption (GWh)	824.623
Gross Energy Consumption (Thousand TOE)	176	Gross Energy Consumption (Thousand TOE)	178
Gas share in gross energy consumption	39%	Gas share in gross energy consumption	36%
Net electricity production (GWh)	290.747	Net electricity production (GWh)	291.445
Gas-fired electricity production (GWh)	148.313	Gas-fired electricity production (GWh)	140.617
Share of gas-fired electricity production in net electricity production	51%	Share of gas-fired electricity production in net electricity production	48%

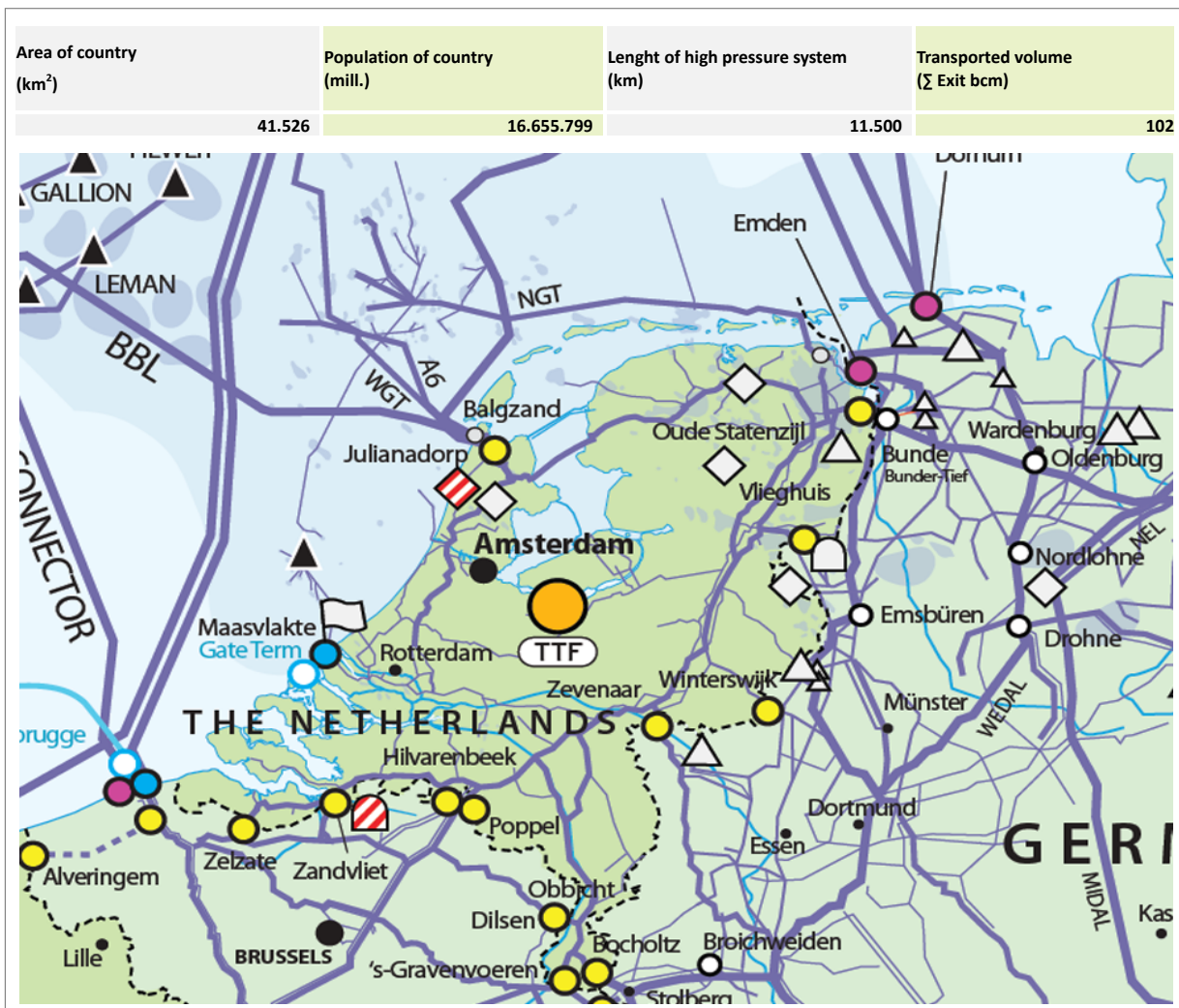
Luxembourg (LU)

Area of country (km ²)	Population of country (mill.)	Length of high pressure system (km)	Transported volume (Σ Exit bcm)
2.586	511.840	412	1,2



2010		2011	
Total Gas Consumption (GWh)	15.458	Total Gas Consumption (GWh)	13.342
Gross Energy Consumption (Thousand TOE)	5	Gross Energy Consumption (Thousand TOE)	5
Gas share in gross energy consumption	26%	Gas share in gross energy consumption	23%
Net electricity production (GWh)	4.515	Net electricity production (GWh)	3.661
Gas-fired electricity production (GWh)	2.879	Gas-fired electricity production (GWh)	2.318
Share of gas-fired electricity production in net electricity production	64%	Share of gas-fired electricity production in net electricity production	63%

Netherlands (NL)



2010		2011	
Total Gas Consumption (GWh)	469.973	Total Gas Consumption (GWh)	413.353
Gross Energy Consumption (Thousand TOE)	87	Gross Energy Consumption (Thousand TOE)	77
Gas share in gross energy consumption	42%	Gas share in gross energy consumption	42%
Net electricity production (GWh)	113.685	Net electricity production (GWh)	109.025
Gas-fired electricity production (GWh)	-	Gas-fired electricity production (GWh)	71.200
Share of gas-fired electricity production in net electricity production	0%	Share of gas-fired electricity production in net electricity production	65%

Poland (PL)



2010		2011	
Total Gas Consumption (GWh)	157.644	Total Gas Consumption (GWh)	163.708
Gross Energy Consumption (Thousand TOE)	102	Gross Energy Consumption (Thousand TOE)	103
Gas share in gross energy consumption	12%	Gas share in gross energy consumption	13%
Net electricity production (GWh)	145.783	Net electricity production (GWh)	151.584
Gas-fired electricity production (GWh)	4.034	Gas-fired electricity production (GWh)	4.220
Share of gas-fired electricity production in net electricity production	3%	Share of gas-fired electricity production in net electricity production	3%



Portugal (PT)

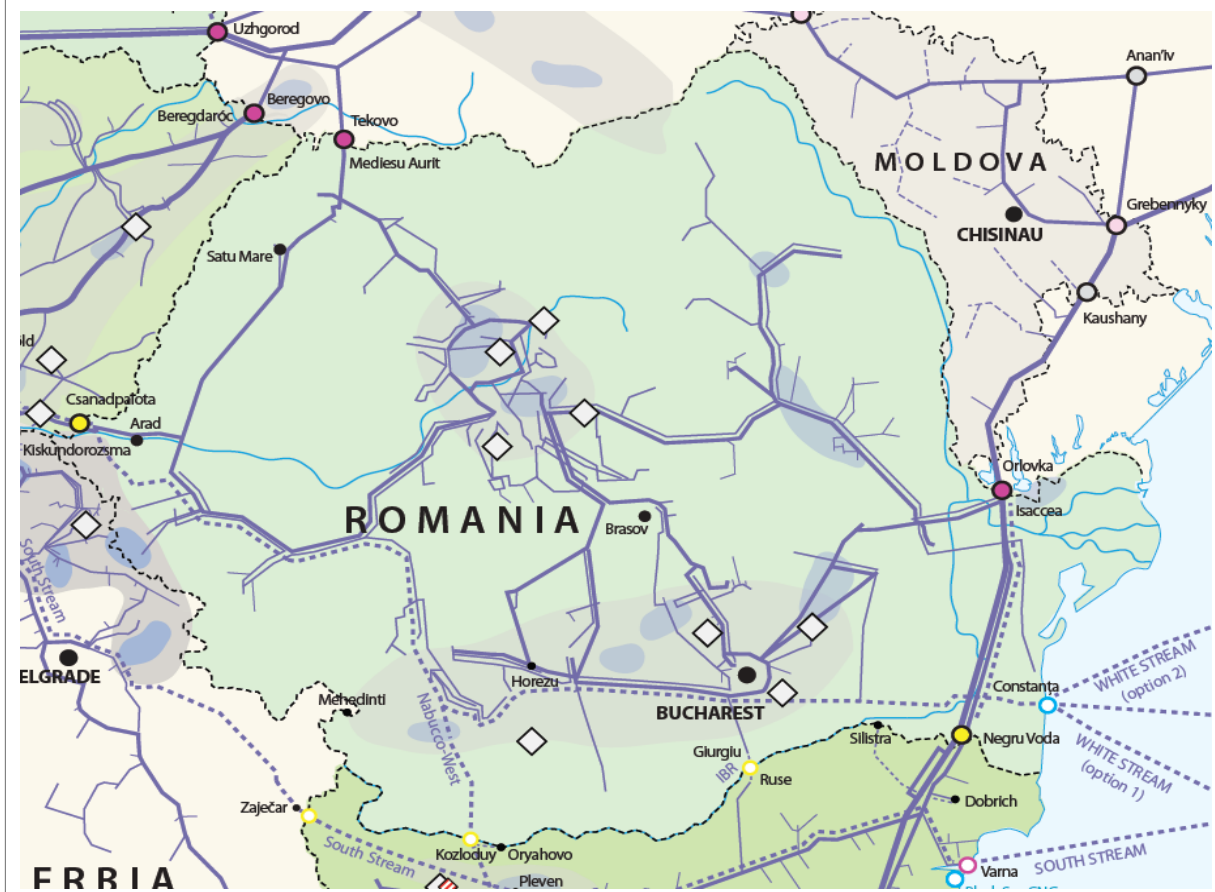
Area of country (km ²)	Population of country (mill.)	Length of high pressure system (km)	Transported volume (Σ Exit bcm)
92.072	10.572.157	1.298	4,8



2010		2011	
Total Gas Consumption (GWh)	57.123	Total Gas Consumption (GWh)	56.797
Gross Energy Consumption (Thousand TOE)	24	Gross Energy Consumption (Thousand TOE)	23
Gas share in gross energy consumption	18%	Gas share in gross energy consumption	20%
Net electricity production (GWh)	50.092	Net electricity production (GWh)	48.423
Gas-fired electricity production (GWh)	13.604	Gas-fired electricity production (GWh)	12.588
Share of gas-fired electricity production in net electricity production	27%	Share of gas-fired electricity production in net electricity production	26%

Romania (RO)

Area of country (km ²)	Population of country (mill.)	Length of high pressure system (km)	Transported volume (Σ Exit bcm)
237.500	21.413.815	12.970	12,8



2010		2011	
Total Gas Consumption (GWh)	132.688	Total Gas Consumption (GWh)	138.414
Gross Energy Consumption (Thousand TOE)	36	Gross Energy Consumption (Thousand TOE)	35
Gas share in gross energy consumption	29%	Gas share in gross energy consumption	31%
Net electricity production (GWh)	56.546	Net electricity production (GWh)	56.968
Gas-fired electricity production (GWh)	635	Gas-fired electricity production (GWh)	1.282
Share of gas-fired electricity production in net electricity production	1%	Share of gas-fired electricity production in net electricity production	2%

Slovakia (SK)

Area of country (km ²)	Population of country (mill.)	Length of high pressure system (km)	Transported volume (Σ Exit bcm)
48.845	5.392.446	2.270	69



2010		2011	
Total Gas Consumption (GWh)	56.138	Total Gas Consumption (GWh)	56.317
Gross Energy Consumption (Thousand TOE)	18	Gross Energy Consumption (Thousand TOE)	17
Gas share in gross energy consumption	25%	Gas share in gross energy consumption	26%
Net electricity production (GWh)	26.124	Net electricity production (GWh)	26.548
Gas-fired electricity production (GWh)	2.501	Gas-fired electricity production (GWh)	3.217
Share of gas-fired electricity production in net electricity production	10%	Share of gas-fired electricity production in net electricity production	12%

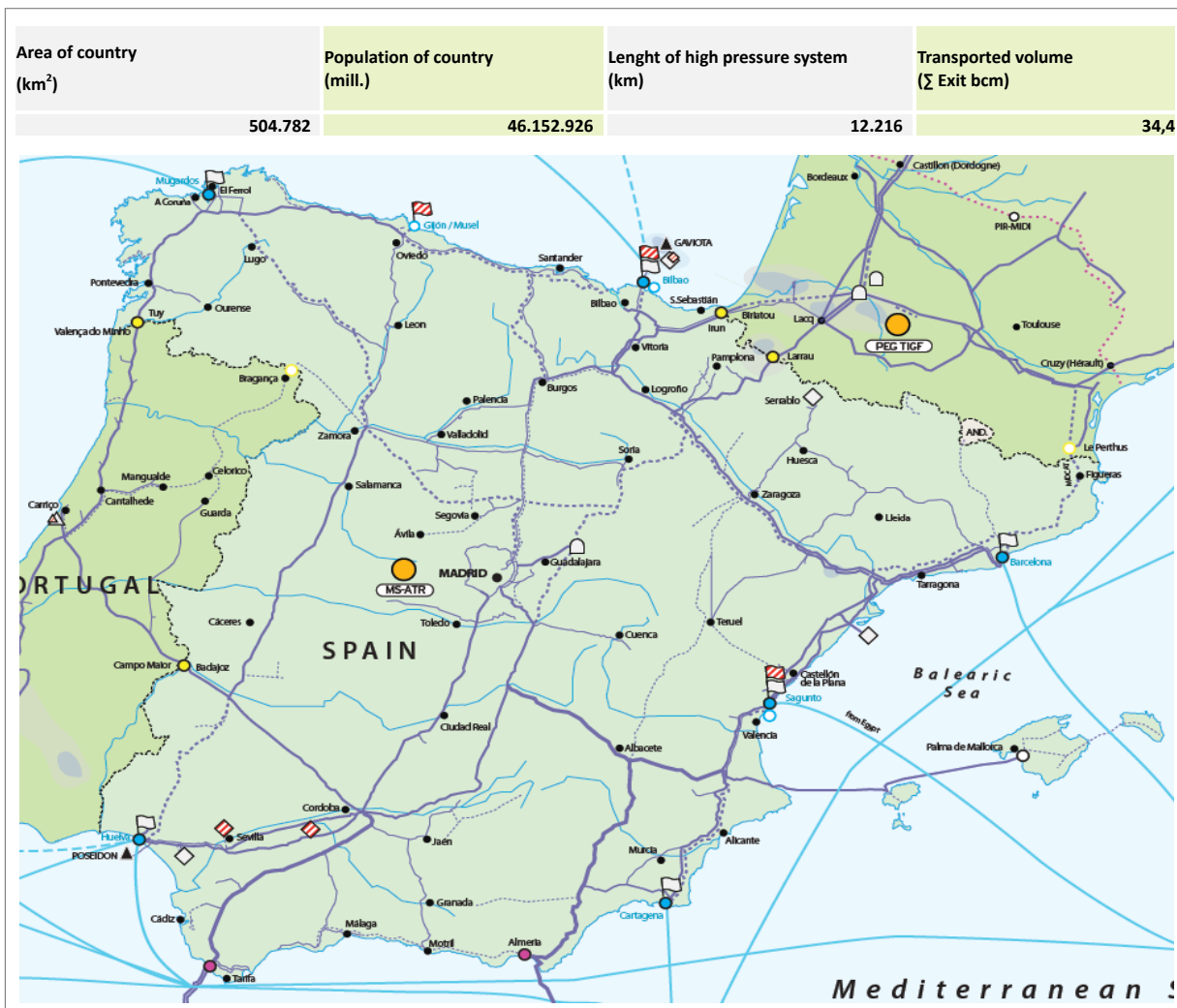
Slovenia (SI)



2010		2011	
Total Gas Consumption (GWh)	11.064	Total Gas Consumption (GWh)	9.524
Gross Energy Consumption (Thousand TOE)	7	Gross Energy Consumption (Thousand TOE)	7
Gas share in gross energy consumption	12%	Gas share in gross energy consumption	10%
Net electricity production (GWh)	14.420	Net electricity production (GWh)	13.864
Gas-fired electricity production (GWh)	1	Gas-fired electricity production (GWh)	227
Share of gas-fired electricity production in net electricity production	0%	Share of gas-fired electricity production in net electricity production	2%



Spain (ES)



2010		2011	
Total Gas Consumption (GWh)	400.700	Total Gas Consumption (GWh)	372.976
Gross Energy Consumption (Thousand TOE)	130	Gross Energy Consumption (Thousand TOE)	129
Gas share in gross energy consumption	24%	Gas share in gross energy consumption	23%
Net electricity production (GWh)	273.400	Net electricity production (GWh)	264.485
Gas-fired electricity production (GWh)	87.439	Gas-fired electricity production (GWh)	75.695
Share of gas-fired electricity production in net electricity production	32%	Share of gas-fired electricity production in net electricity production	29%



Sweden (SE)

Area of country (km ²)	Population of country (mill.)	Length of high pressure system (km)	Transported volume (Σ Exit bcm)
449.964	9.415.570	614	1,2

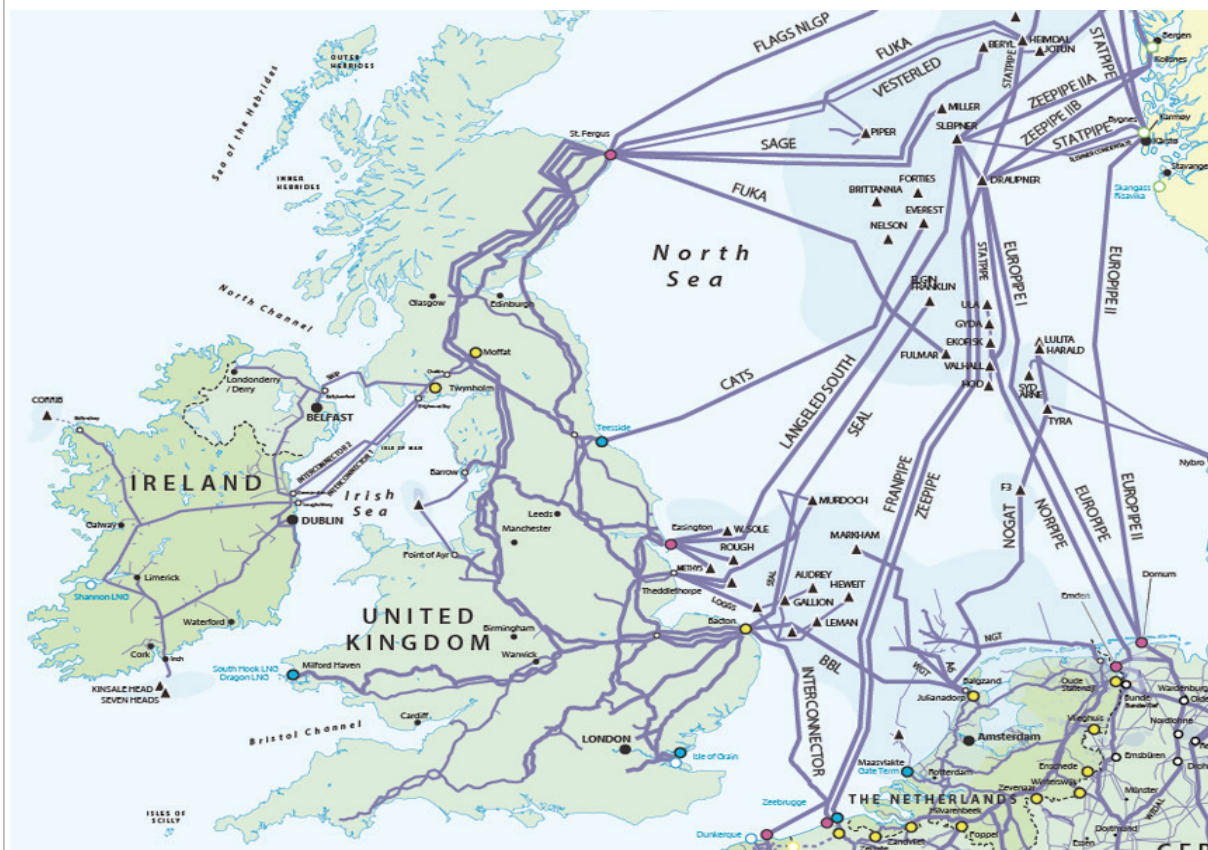


2010		2011	
Total Gas Consumption (GWh)	18.838	Total Gas Consumption (GWh)	14.829
Gross Energy Consumption (Thousand TOE)	51	Gross Energy Consumption (Thousand TOE)	50
Gas share in gross energy consumption	3%	Gas share in gross energy consumption	2%
Net electricity production (GWh)	145.030	Net electricity production (GWh)	146.421
Gas-fired electricity production (GWh)	3.581	Gas-fired electricity production (GWh)	2.613
Share of gas-fired electricity production in net electricity production	2%	Share of gas-fired electricity production in net electricity production	2%



United Kingdom (GB)

Area of country (km ²)	Population of country (mill.)	Length of high pressure system (km)	Transported volume (Σ Exit bcm)
244.840	62.498.612	8.025	103



2010		2011	
Total Gas Consumption (GWh)	1.072.038	Total Gas Consumption (GWh)	881.233
Gross Energy Consumption (Thousand TOE)	213	Gross Energy Consumption (Thousand TOE)	200
Gas share in gross energy consumption	39%	Gas share in gross energy consumption	34%
Net electricity production (GWh)	332.569	Net electricity production (GWh)	328.289
Gas-fired electricity production (GWh)	150.099	Gas-fired electricity production (GWh)	126.835
Share of gas-fired electricity production in net electricity production	45%	Share of gas-fired electricity production in net electricity production	39%

