

Balancing Implementation and effect monitoring

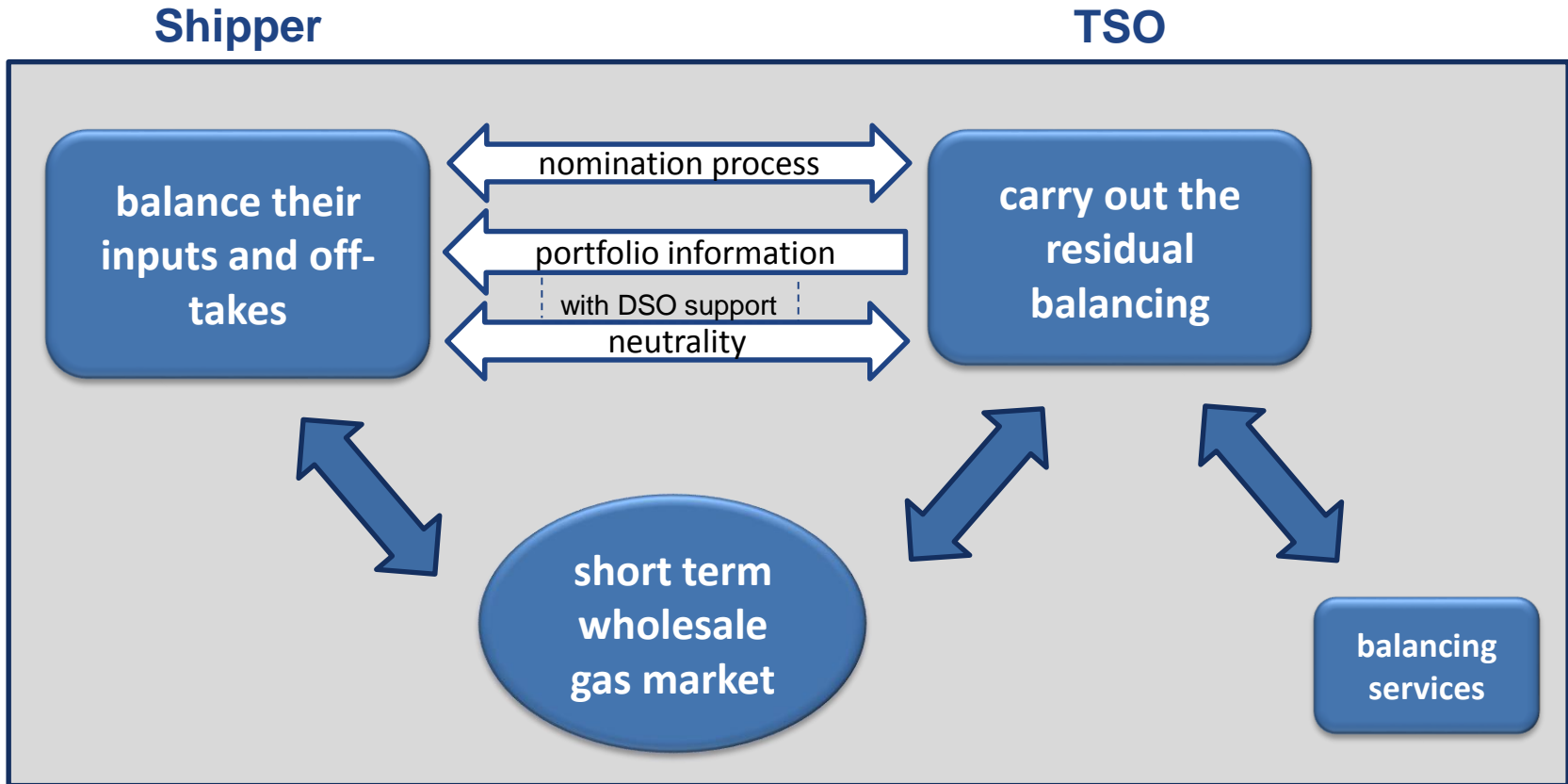
Network Codes and Stakeholder Engagement Workshop

Veronika Herter

Subject Manager, Balancing



Delivering the “Balancing Target Model”



- **3 implementation deadlines foreseen in the BAL NC:**
 - 1 October 2015: 10 countries
 - 1 October 2016: 5 countries (transitory period option)
 - 16 April 2019: 11 countries (with interim measures)



BAL Implementation monitoring 2016



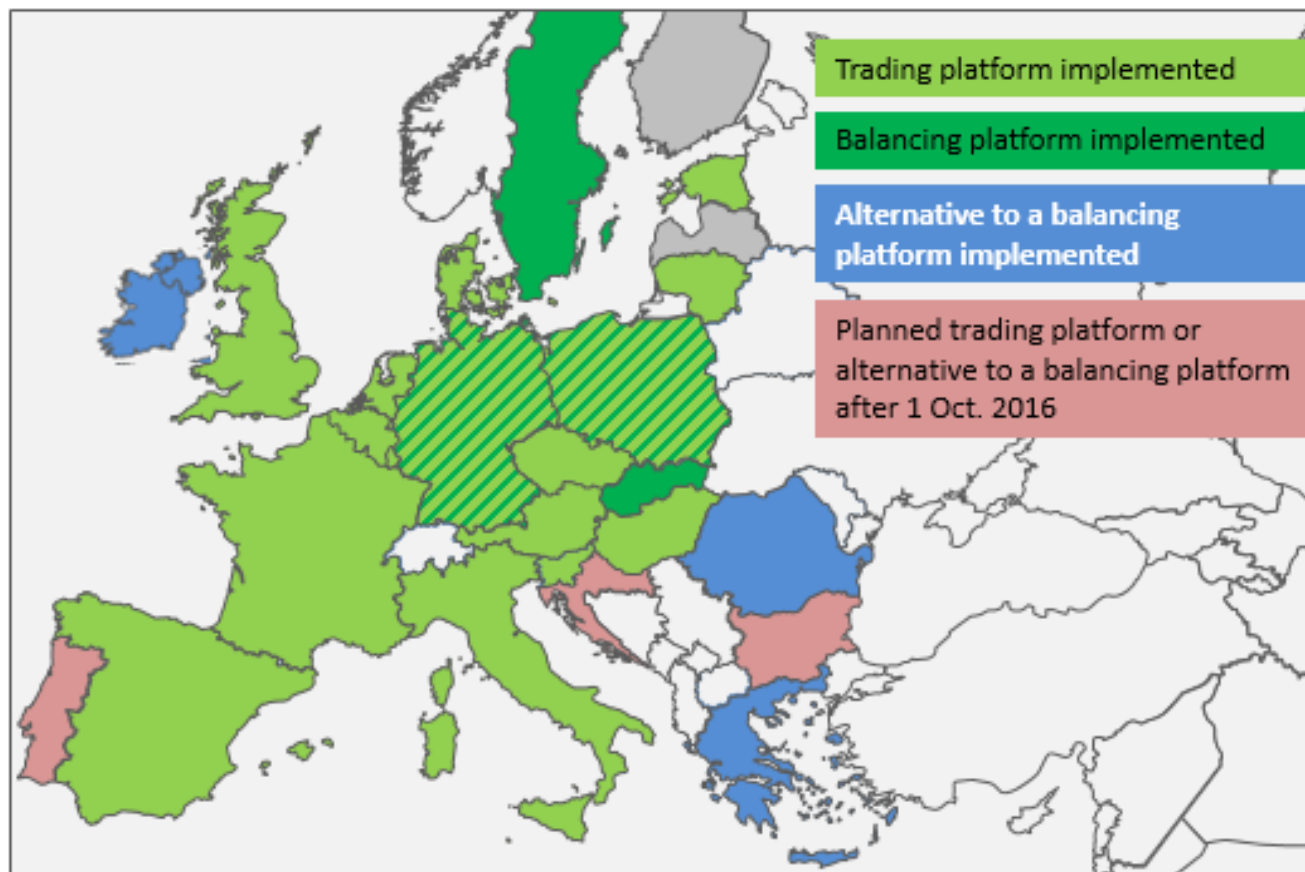
- **Balancing implementation status by 1 October 2016:**
 - **Implementation deadline by 1 October 2015 applicable for 10 countries**
 - 9 countries (AT, BE/LU, DE*, DK, FR, NL, SI and UK-GB) have implemented the BAL NC.
 - 1 country (HU) has most of the provisions in place.
 - **Implementation deadline by 1 October 2016 applicable for 5 countries (transitory period option)**
 - 2 countries (ES and IT) have implemented the BAL NC.
 - 3 countries (CZ, HR, PT) still have to perform further implementation steps.
 - **Implementation deadline by 16 April 2019: 11 countries (with interim measures)**
 - **Interim measures:**
 - 8 countries (DE*, IE, LT, PL, RO, SE, SK and UK-NI) have interim measures in place.
 - 2 countries (EE** and EL) partially implemented the interim measures.
 - 1 country (BG) is planning to implement the interim measures during 2017.
 - **All other provisions (with implementation deadline by 1 October 2015):**
 - 3 countries (DE*, IE, and UK-NI) have also all other provisions in place.
 - 8 countries (BG, EE**, EL, LT, PL, RO, SE and SK) partially implemented the other provisions.

*Germany is doubled categorized as it applied in addition to its implemented trading platform an additional balancing platform under interim measures.

**Estonia, holding derogation, provided partially data on a voluntary basis.



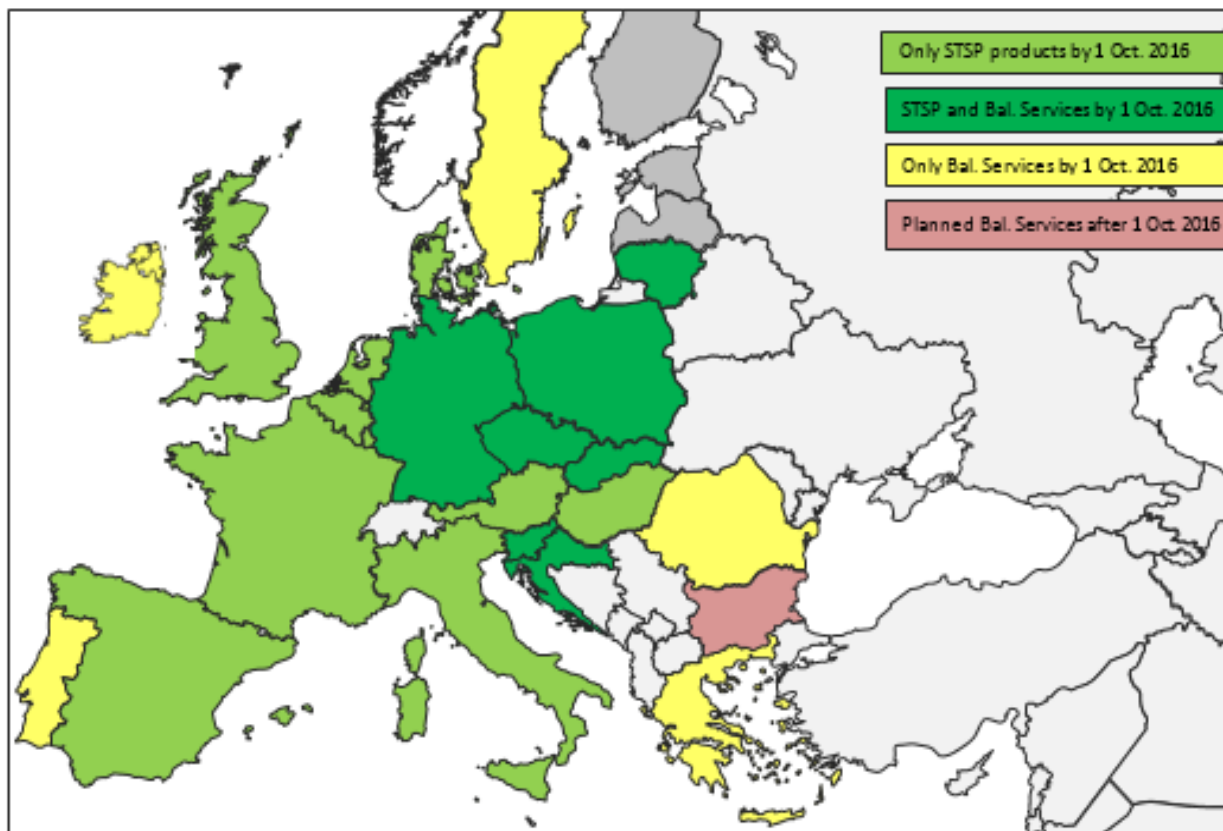
Trading vs. Balancing platform vs. Alternative to a Balancing platform by 1 Oct. 2016



- 15 countries (AT, BE, CZ, DE, DK, ES, FR, HU, IT, LT, LU, NL, PL, SI and UK-GB) have a trading platform in place.



STSPs and Balancing services by 1 Oct. 2016



Type of STSP product	Country where it is offered on a trading platform or balancing platform
Title products	AT, BE/LU, CZ, DE, DK, ES, FR, HU, IT, LT, NL, PL, SI, SK, UK-GB (16)
Locational products	DE, ES, FR, HR, HU, IT, UK-GB (7)
Temporal products	DE, HU, NL (3)
Temporal locational products	DE (1)

BAL Effect Monitoring Report 2016

BAL.1 (yearly) – TSO balancing through STSPs as % of total TSO balancing

Cluster	Country/ balancing zone	BAL.1 indicator (GY 2015/2016)
2015	AT	100%
	BE/LU	100%
	DK	100%
	FR (GRTgaz North/ TRS)	100%
	HU	100%
	NL	100%
	UK-GB	100%
	DE (Gaspool)	96.88%
	DE (NCG)	81.58%; (as of 1 May 2016) 100%
	SI	85.85%
2016	CZ*	100%
2019	PL (H-Gas)	99.91%
	SK	33.66%
	LT	0%
	EL, SE, IE, UK-NI	No STSP, only interim measures/ balancing services in place*
	BG, PL (L-Gas, TGPS), RO	-

- In total 13 countries (AT, BE/LU, CZ, DE, DK, FR, HU, NL, SI, SK, PL and UK-GB) were using STSP products on a trading and/or balancing platform during GY 2015/2016.

*Czech Republic data has been used only as of 1 July 2016 in GY2015/2016 due to its implementation deadline 1 July 2016. Spain, Italy, Croatia and Portugal have not participated in effect monitoring due to their implementation deadline 1 October 2016.

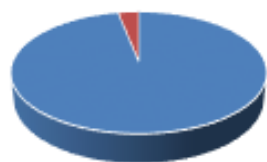


BAL Effect Monitoring Report 2016

BAL.1 (daily) – TSO balancing through STSPs as % of total TSO balancing

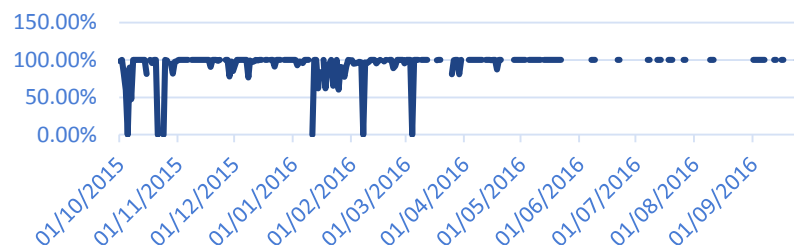
BAL.1 Gaspool (daily)

BAL.1_{Gaspool} (yearly)



96.88%

■ STSP ■ Balancing Services



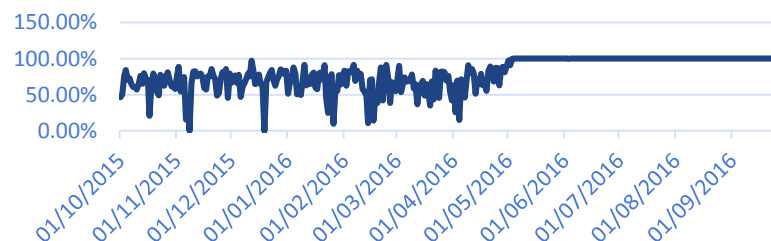
BAL.1_{NCG} (daily)

BAL.1_{NCG} (yearly)



81.58%

■ STSP ■ Balancing Services



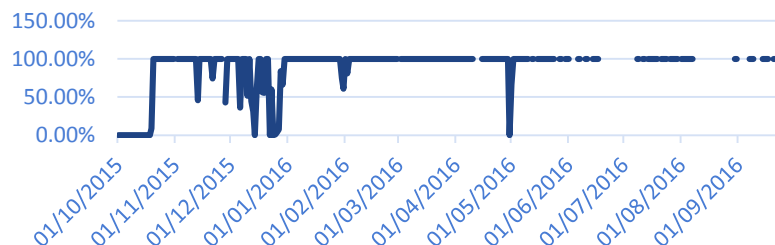
BAL.1_{Slovenia} (daily)

BAL.1_{Slovenia} (yearly)



85.85%

■ STSP ■ Balancing Services

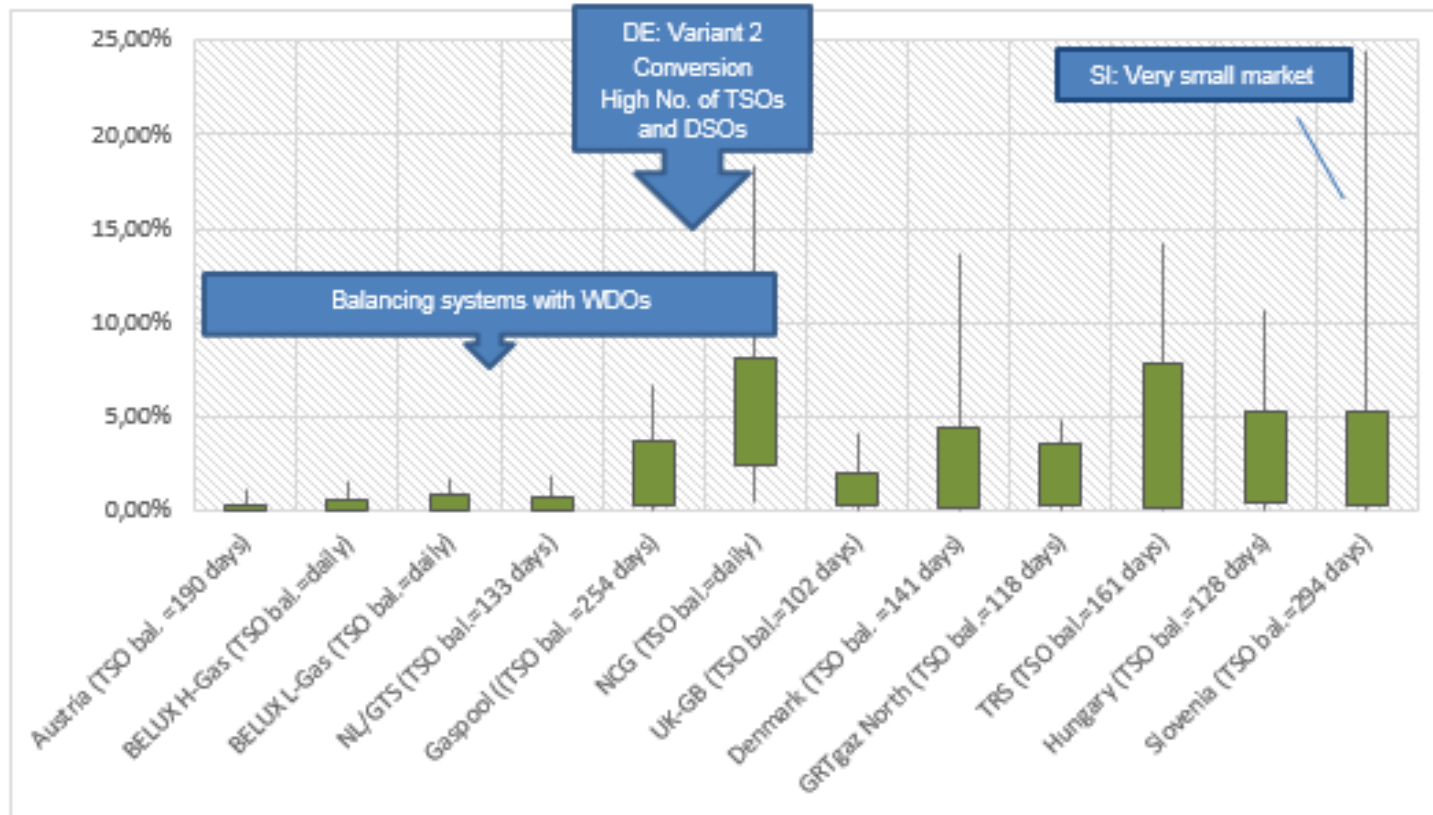




BAL Effect Monitoring Report 2016

BAL.2 (daily): Total TSO balancing volume as % of market volume

Cluster 2015 countries





Next balancing monitoring



- ***Next balancing monitoring report is planned to be published June 2018***
 - Implementation status of BAL NC by 1 Oct. 2017
- ***Cluster 2016 countries will be included in effect monitoring (GY2016/2017)***
- ***Suggestions for development of indicators***
 - More information on STSP e.g. on title products
 - Evolution from GY 2015/2016 to GY 2016/2017



Thank You for Your Attention

Veronika Herter
Subject Manager, Balancing

ENTSOG -- European Network of Transmission System Operators for Gas
Avenue de Cortenbergh 100, B-1000 Brussels

EML: veronika.herter@entsog.eu
WWW: www.entsog.eu