



ANNUAL REPORT

2025



TABLE OF CONTENTS

ENTSOG President Foreword	4
ENTSOG General Director Foreword	6
1 Organisational Structure and Membership	8
2 Summary of ENTSOG's Activities and Deliverables in 2025	14
3 System Operation: Security of Supply, REMIT, Transparency and Interoperability	36
4 System Development Scenarios and Infrastructure	50
5 Market Network Codes & Guidelines and Market Assessment	56
6 Strategy, Policy and Communication	64
7 ENTSOG Management Support	68
8 Research and Development at ENTSOG	71
9 ENTSOG Board and Teams	74
Press Releases and Stakeholder Workshops/Events	84
List of Abbreviations	86
Country Codes (ISO)	88
Additional Note	88

ENTSOG PRESIDENT FOREWORD

As I assume this responsibility in my first year as President of ENTSOG, I do so with confidence in what we can deliver together. I would like to thank our gas TSO Members and the ENTSOG Board for their trust, and to express my sincere appreciation to the ENTSOG Brussels Team and the experts across the energy sector, whose commitment and professionalism underpin our work every day. With that shared effort, I look forward to a 2026 that proves as productive as the year behind us.

Looking back, 2025 closed with a clear signal on Europe's direction with the proposal from the European Commission on the EU Grids Package. This legislative framework, which includes a proposed revision of the TEN-E Regulation, aims to strengthen the EU's energy infrastructure by enhancing and making more efficient use of cross-border energy grid infrastructure.

We believe that integrated infrastructure planning should be at the centre of a stable energy transition. For ENTSOG, we reiterate the need to look beyond single vector solutions that focus only on electricity and hydrogen grids and to support a system where gas, hydrogen and electricity infrastructures are planned and assessed in a coherent way.



PIERRE DUVIEUSART
President, ENTSOG

PIOTR KUŚ
General Director, ENTSOG

Policy ambitions, including those outlined in the EU Grids Package, together with the upcoming EU Energy Security Framework and CO₂ Markets and Infrastructure package, are shaping a new operating environment.



Taken together, one message came through clearly in 2025: Europe's natural gas infrastructure is a practical asset for the transition.



This reality was mostly ingrained in our work to deliver trusted technical outputs. Throughout 2025, we engaged in key EU foras and consultation processes, including the Call for Evidence on the EU Energy Security Framework, as well as public consultations related to the EU Grids Package, the CO₂ Markets and Infrastructure legislative initiative, and the Electrification Action Plan. Early in 2025, ENTSOG published its “Decarbonising European Industry: Enhancing Competitiveness, Ensuring Affordable Energy Prices,” position paper, which provides a set of recommendations for the forthcoming Clean Industrial Deal. The growing role of biomethane was reflected in a dedicated section within the TYNDP 2024. For the first time, ENTSOG prepared a biomethane progress assessment as part of its Natural Gas System Assessment, developed in accordance with the Hydrogen and Decarbonised Gas Package Regulation and consulted with stakeholders, including European Biogas Association.

ENTSOG issued its first publication of recommendations to TSOs on technical cooperation with DSOs, as set out in the Hydrogen and Decarbonised Gas Package Regulation. ENTSOG also published a stand-alone report providing a yearly overview of injections of renewable and low carbon gases into the natural gas network. The evolving implementation of REMIT II (amended by Regulation (EU) 2024/1106) reinforced expectations around market integrity and data reporting, shaping ENTSOG's transparency and compliance workstreams throughout the year.

Additionally, ENTSOG assessed Europe's evolving supply structure, including the role of LNG and the implications of the Gas Storage Regulation targets, enabling public debate and institutional planning to be grounded in robust data and analysis. This work does not take place in isolation. Throughout the year, ENTSOG continued providing regular observations and expertise to the Gas Coordination Group (GCG). Operational coordination of the infrastructure continued via the Regional Coordination System for Gas (Reco System for Gas), with exchanges taking place in the context of the ongoing Middle East conflict resulting in the current energy crisis and therefore the focus on Europe's security of gas supply.

Collaboration remains the cornerstone of ENTSOG's contribution, as reflected in the first joint report by ENTSOG and ENNOH on criteria for repurposing natural gas infrastructure. An initiative launched following the 10th Copenhagen Energy Infrastructure Forum in June 2024, with the report and finalised in November 2025, after consultation with stakeholders.

Taken together, one message came through clearly in 2025: Europe's natural gas infrastructure is a practical asset for the transition. It can carry renewable and low carbon gases, provide flexibility and storage, and help keep energy affordable and competitive. At the same time, progress will depend on getting the timing right with clear rules which incorporate the concept of energy system integration via the EU Grids Package, considering constructive cooperation across borders and across sectors. Gas grids can support system adequacy, affordability and ensure security of supply in an uncertain geopolitical environment, while simultaneously serving as an enabler for the energy transition.

The structure of ENTSOG focused on key regulatory objectives and building on the expertise of its members as well as its Brussels Team, has delivered these objectives in a timely and professional manner to date. We stand ready to implement any tasks needed within the framework of our activities for a secure, sustainable and affordable European gas market.

PIERRE DUVIEUSART
President, ENTSOG

ENTSOG GENERAL DIRECTOR

FOREWORD

In 2025, security of supply remained a central regulatory axis of ENTSOG's activities throughout the year. A defining moment was the expiration, on 1 January of the gas transit contract via Ukraine. In response, ENTSOG and the gas TSOs convened a ReCo Team Europe format to exchange operational updates and assess evolving gas flow patterns following the full stop of Russian gas transit via Ukraine. Beyond EU-focused coordination, ENTSOG also invited TSOs from non EU countries to participate in several workshops and conferences on developments in the EU gas transmission sector, including discussions with the Energy Community Secretariat.

In parallel with short term operational coordination, ENTSOG continued its seasonal supply outlook exercises, which are required by Regulation (EU) 2024/1789. In assessing the flexibility offered by gas infrastructures for each of the oncoming Summer and Winter seasons, by considering the latest supply and demand trends, ENTSOG helps to address beforehand how Europe could adapt in case of a full Russian gas supply disruption and how winter preparedness could be facilitated, factoring in summer gas storage injections. We are proud that our work constitutes an important support for the EU decision-makers and their policies over the past year and will continue to do so in the year ahead.

At the EU Gas Regulatory (Madrid) Forum 2025, participants requested ENTSOG to develop a framework for a dedicated mid term security of supply analysis, exploring how a 10 year system adequacy perspective could complement existing Seasonal Outlooks and the TYNDP by strengthening the assessment of flexibility, storage, biomethane developments and electricity interlinkages.

In parallel, ENTSOG engaged extensively with stakeholders through public consultations on hydrogen, renewable gases and energy system integration, notably via the TYNDP 2026 Scenarios consultation on input data and methodologies¹. Underpinning these strands, ENTSOG continued to refine the methodological package supporting system



ENTSOG's Advisory Panel for Future of Gas Grids (FoGG) continued to serve as a platform for stakeholder dialogue, facilitating informed exchanges on the evolving energy landscape and on how existing infrastructure can be adapted to support the energy transition.



and project level TYNDP deliverables, and the broader system assessments that cover issues such as biomethane development and repurposing. Ongoing cooperation continued through the EU UK Gas TSOs Task Force, ensuring dialogue in line with the post Brexit Trade and Cooperation Agreement. At the same time, ENTSOG and ENTSO E advanced their work towards a consistent and progressively integrated energy system model, covering electricity, natural gas and hydrogen infrastructures, as required under the TEN-E Regulation (EU) 2022/869.

¹ [TYNDP 2026 Scenarios Draft Economic Variants Development Methodology](#)



In addition, ENTSOG's Advisory Panel for Future of Gas Grids (FoGG) continued to serve as a platform for stakeholder dialogue, facilitating informed exchanges on the evolving energy landscape and on how existing infrastructure can be adapted to support the energy transition. Stakeholder engagement also remained an important part of ENTSOG internal process. For the first time, the ENTSOG team published recommendations to transmission system operators on their technical cooperation with distribution system operators, as required under Regulation (EU) 2024/1789. Looking forward, ENTSOG foresees the development of similar recommendations focusing on cooperation with Hydrogen Network Operators.

In 2025, ENTSOG continued to strengthen transparency and monitoring activities to support market confidence and system reliability. From February 2025, additional gas quality parameters, such as methane, oxygen and hydrogen content blended into the natural gas system, became publicly available on the ENTSOG Transparency Platform (ENTSOG TP), alongside existing indicators such as the Wobbe Index and Gross Calorific Value.

As we look to the year ahead, ENTSOG will continue its work as a proactive, trusted and technical adviser on gas transmission related topics on a European level and support the achievement of the EU goals of competitiveness, security of supply and sustainability. ENTSOG and the gas TSOs will play our collective part to build a secure, resilient and sustainable energy system in Europe.


I would like to express my sincere thanks to ENTSOG members for their active support and the resources they continue to dedicate to the organisation. My final word goes to whole ENTSOG Brussels team with appreciation of the professionalism and hard work to deliver throughout 2025.

PIOTR KUŚ

General Director, ENTSOG

1

ORGANISATIONAL STRUCTURE AND MEMBERSHIP



Founded in 2009, the European Network of Transmission System Operators for Gas (ENTSOG) was established as part of the EU Third Energy Package to facilitate and enhance cooperation among national gas transmission system operators (TSOs) across Europe. One of the aims of the Third Energy Package was to promote the completion of the internal market for gas and stimulate cross-border trade, as well as establishing efficient management and coordinated operation of the European gas network. In 2024, as part of the Hydrogen and Decarbonised Gas Market Regulation, ENTSOG was mandated to more broadly consider sustainability aspects, such as the transport of renewable and low carbon gases.

ENTSOG operations are governed by its General Assembly (GA), which leads the association and has full powers to enable it to achieve its objectives. Its tasks include the admission of Members; the appointment of the Management Board, the General Director and business area Directors; the establishment of working and regional groups; and the adoption of ENTSOG deliverables.

In 2025, ENTSOG was divided into four business areas: System Operation, System Development, Market, and

Strategy, Policy and Communication. These areas manage the many activities with which ENTSOG are tasked – cooperation for security of supply and providing transparency, ensuring REMIT compliance and technical cooperation (System Operation and System Development); activities associated with scenario building and future gas infrastructure planning (System Development); the development and implementation of Network Codes and guidelines and assessment of current and future gas market design (Market); the coordination of policy processes

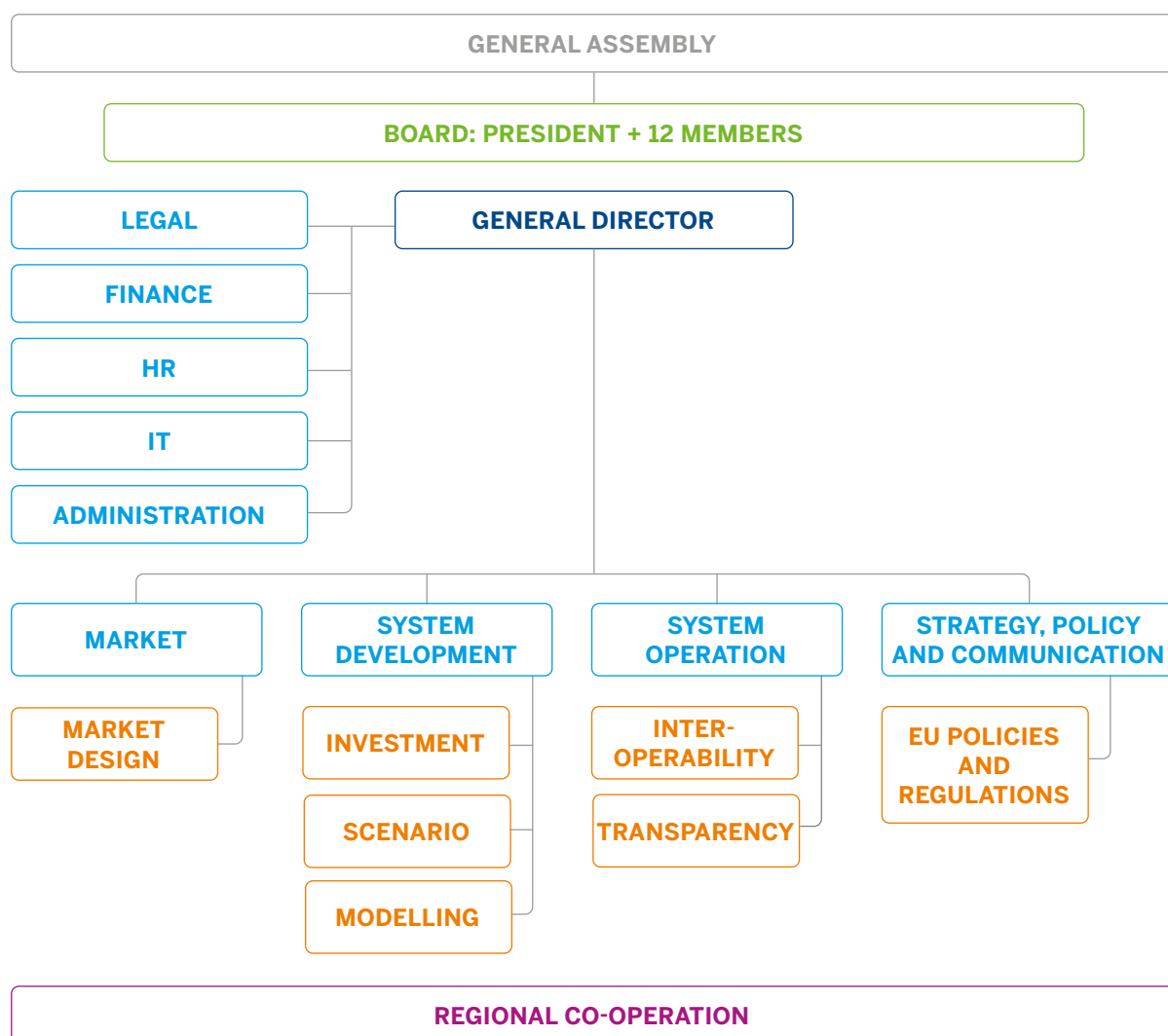


Figure 1: ENTSOG internal organisational structure (as of 31 December 2025)

within ENTSO, as well as external communication of ENTSO activities outside the organisation (Strategy, Policy and Communication). The management team has five support groups which provide compliance, financial and other services across the association. These are Legal, HR, Finance, IT and Administration.

ENTSO Working Groups (WG), Kernel Groups (KG) and Task Forces (TF) associated with delivering tasks are assigned to the four business areas. The main WGs are shown in Figure 1 on page 9.

A WG is the primary means for the management and delivery of ENTSO’s main content development and output (e. g., Summer/Winter Outlooks, TYNDP, Network Codes monitoring reports, position papers, consultation responses, etc.) before their validation at Board and approval at GA level.

A KG is a more specialised group set up within a WG for the preparation of documents, proposals or for discussion of specific technical issues to prepare and facilitate the WG discussions.

A TF is established specifically for activities that do not fit within the scope of existing WGs or due to the cross-functional nature of the activity. It is established by the Board upon recommendation of the General Director, including the specification of its Terms of Reference.

WGs and TFs typically meet on a monthly basis, and KGs meet on an ad-hoc basis, as required.

The management team has five support groups which provide compliance, financial and other services across the association. These are Legal, HR, Finance, IT and Administration.

ENTSO MEMBERSHIP

Since its foundation on 1 December 2009, ENTSO Member TSOs have provided wide coverage of the European gas market, operating in Member States of the European Union. ENTSO’s Articles of Association were modified in December 2010 to admit TSOs from EU Member States derogated from the Third Energy Package, as Associated Partners. This allows such TSOs to participate in ENTSO activities.

In February 2011, TSOs from Third Countries (candidates for EU accession, members of the Energy Community, EEA or EFTA), interested in following development of ENTSO activities, were also admitted to the Association as Observers.

As of 31 December 2025, ENTSO’s membership was comprised of:

43 TSO Members, 1 Associated Partner from an EU country, and 9 Observers from non-EU countries.

MEMBERS (43)

Austria	– Gas Connect Austria GmbH – TAG GmbH	Czech Republic	– NET4GAS, s.r.o
Belgium	– Fluxys Belgium S. A. – Interconnector Limited	Denmark	– Energinet
Bulgaria	– Bulgartransgaz EAD – ICGB AD	Estonia	– Elering AS
Croatia	– Plinacro	Finland	– Gasgrid Finland Oy
		France	– NaTran – Teréga

Germany	<ul style="list-style-type: none"> – bayernets GmbH – Fluxys TENP GmbH – GASCADE Gastransport GmbH – Gastransport Nord GmbH – Gasunie Deutschland Transport Services GmbH – NaTran Deutschland – NEL Gastransport GmbH – Nowega GmbH – ONTRAS Gastransport GmbH – Open Grid Europe GmbH – terranets bw GmbH – Thyssengas GmbH 	Latvia	– Conexus Baltic Grid
		Lithuania	– AB Amber Grid
		Luxembourg	– Creos Luxembourg S. A.
		Netherlands	<ul style="list-style-type: none"> – BBL Company V.O.F. – Gasunie Transport Services B.V.
		Poland	– Gas Transmission Operator GAZ-SYSTEM S. A.
		Portugal	– REN – Gasodutos, S. A.
		Romania	– Transgaz S.A.
		Slovak Republic	– eustream, a.s.
		Slovenia	– Plinovodi d.o.o.
Greece	– DESFA S. A.	Spain	– Enagás S.A.
Hungary	– FGSZ Natural Gas Transmission	Sweden	– Swedegas AB
Ireland	– Gas Networks Ireland		
Italy	<ul style="list-style-type: none"> – Infrastrutture Trasporto Gas S.p.A. – Snam Rete Gas S.p.A. – Società Gasdotti Italia S.p.A. 		

ASSOCIATED PARTNERS (1)

Switzerland	– Trans Adriatic Pipeline AG (Greece, Albania, Italy)
--------------------	---

OBSERVERS (9)

Albania	– Albgaz	Switzerland	<ul style="list-style-type: none"> – Swissgas AG – Erdgas Ostschweiz AG* – Ganeos AG* – Transitgas AG – FluxSwiss Sagl
Bosian and Herzegovina	– BH-Gas Ltd. Sarajevo		
North Macedonia	– NOMAGAS JSC	Ukraine	– LLC Gas Transmission System Operator of Ukraine
Norway	– Gassco AS		

Status as of 31 December 2025

* In September 2025, Erdgas Ostschweiz AG is renamed to Ganeos AG

MEMBERS MAP

STATUS: DECEMBER 2025

43 Members

1 Associated Partner

9 Observers



Since its foundation, ENTSOG Member TSOs have provided wide coverage of the European gas market. In addition, ENTSOG's Articles of Association were modified in December 2010 to admit TSOs from EU countries currently derogated from the Third Energy Package, such as the Baltic States, as Associated Partners. This allowed for participation in ENTSOG activities.

In February 2011, TSOs from Third Party countries (candidates for EU accession, members of the Energy Community or EFTA) interested in following development of the network codes were also admitted to the Association as Observers.

Following Brexit and in accordance with the established EU-UK Trade and Cooperation Agreement, UK TSOs are no longer ENTSOG Members as of 1 January 2022.

AUSTRIA, GERMANY AND SWITZERLAND



2

SUMMARY OF ENTSOG's ACTIVITIES AND DELIVERABLES IN 2025



The Annual Report assesses ENTSOG's work and achievements retrospectively for each given year and provides an opportunity to assess the status of work when comparing the executed results against those planned in the Annual Work Programme.

Since its establishment, ENTSOG's regulatory tasks and deliverables have included:

- 1. Delivering common operational tools to ensure network security and reliability.**
- 2. Providing regular information on gas supply and demand for the European market.**
- 3. Elaborating Ten-Year Network Development Plans (TYNDP).**
- 4. Developing network codes and guidelines for market and system operation.**

ENTSOG's activities in 2025 mostly fall within the scope of the Hydrogen and Decarbonised Gas Market Regulation (EU) 2024/1789 and the revised TEN-E Regulation (EU) 2022/869. In addition, ENTSOG activities are also mandated by Regulation No. (EU) 2017/1938 concerning measures to safeguard the

security of gas supply. Other relevant regulatory tasks are outlined in the Annex of ENTSOG's Annual Work Programmes.

While ENTSOG's focus remains on fulfilling the tasks as required by the established regulatory framework, it also strives to meet the objectives associated with newly announced policies such as the Clean Industrial Deal, among others, to ensure a secure, competitive and sustainable European gas market. It will continue to assess the longer-term horizons for European scenarios, to meet EU energy and climate goals.

A summary of the key ENTSOG activities is provided in the sections below. The key deliverables are outlined in Figure "ENTSOG deliverables 2025" (pages 22–23). The status of the activities and deliverables which had been planned and included in the AWP2025 are provided in the tables on pages 24–35.

SECURITY OF SUPPLY AND REGIONAL COOPERATION

European TSOs hold regular Regional Coordination System for Gas (ReCo) Team Europe calls to monitor gas market behaviour, gas flow patterns, the usage of underground gas storage facilities, and to exchange information regarding potential risks to the security of gas supply.

ENTSOG continued to collaborate closely with the European Commission (EC) and their Joint Research Centre (JRC) to assess gas flows and evaluate how Member States and industry stakeholders might respond in the event of an emergency. Throughout 2025, ENTSOG and the TSOs, using ReCo, continued to closely and regularly monitor the situation regarding gas flows patterns and utilisation of underground gas storage (UGS) and market developments to ensure readiness to address any potential challenges related to the security of gas supply. This continuous coordination and information exchange further strengthened the resilience and operational preparedness of the European gas system.

In its Summer Supply Outlook 2025 and Winter Supply Outlook 2025/26, ENTSOG continued – following the interest of institutions and stakeholders – to provide an extended overview analysis. The simulations for the seasonal outlooks are not only limited to the investigated season but cover the consecutive twelve months. In both reports, ENTSOG also assessed the dependence of the EU on Russian gas supplies during summer 2025 and winter 2025/26. Exports to Ukraine and Moldova were considered in the simulations. These analyses are particularly relevant in light of the Regulation of the European Parliament and of the Council on the phasing out of Russian natural gas imports² by November 2027 at the latest. The increased role of gas supply in the form of LNG to Europe was also assessed through different scenarios of LNG availability.

² <https://eur-lex.europa.eu/eli/reg/2026/261/oj/eng>

ENTSO-G shared detailed observations with the EC and the Gas Coordination Group (GCG) on a regular basis and further supported the EC by providing operational and gas system expertise, knowledge, and information relevant to the security of gas supply.

In September 2025, the EC launched a four-week Call for Evidence on the EU Energy Security Framework to gather input for its forthcoming revision. ENTSOG and

the TSOs coordinated a joint response and provided detailed feedback on the assessed topics, in particular infrastructure and supply standards, risk assessments, preventive action plans and emergency plans, supply diversification, infrastructure protection, transparency, crisis management, the solidarity mechanism, hydrogen networks and security of energy supply, cross-sector cooperation between gas and electricity, cross-border cooperation, and regulatory solutions.

SYSTEM DEVELOPMENT SCENARIOS AND INFRASTRUCTURE

Throughout 2025, ENTSOG continued with activities related to the TYNDP process, including scenario development.

After the publication of the Draft TYNDP 2024 Infrastructure Gaps Identification (IGI) Report for hydrogen infrastructure at the end of 2024, ENTSOG continued its work in the TYNDP 2024 through the public consultation of this document, ending January 2025. Moreover, ENTSOG published the Draft System Assessment for Natural Gas infrastructure in June 2025, followed by a public consultation in July. In October 2025, ENTSOG published the consultation reports of the TYNDP 2024 hydrogen and natural gas assessments and incorporated stakeholder's feedback into the draft TYNDP 2024, ahead of its submission to ACER for a formal opinion.

In parallel to the works related to the TYNDP 2024, ENTSOG ran project-specific cost-benefit analysis (PS-CBA) for 79 project groups of hydrogen infrastructure that applied to the second PCI/PMI process. The PS-CBA was performed according to ENTSOG single-sector methodology for Cost-Benefit Analysis of hydrogen infrastructure projects, supplemented by the Annex D1 of TYNDP 2024, which includes specificities of TYNDP 2024 cycle.

In addition, work also advanced with ENTSO-E on the electricity and gas interlinkages project.

Throughout 2025, the TYNDP 2026 Scenarios progressed jointly with ENTSO-E. The TYNDP 2026 Scenarios is the first full cycle developed entirely under the new ACER framework guidelines adopted under TEN-E Regulation (EU) 2022/869. This marked a shift from multiple storyline scenarios to a single Central Scenario aligned with NECPs and complemented by economic variants, stress testing of the Central

Scenario (National Trends +). In 2025, Scenario building focused on developing methodologies and extensive data collections. In July, a formal public consultation covering all data inputs, assumptions and methodologies took place. Scenarios also focused on stakeholder engagement and transparency to ensure compliance.

The Interlinked Model (ILM) progressed to enable the assessment of hydrogen, electricity and electrolyser projects using the social economic welfare approach developed by the modelling team jointly by ENTSOG and ENTSO-E, which had already been applied in the electricity and hydrogen CBA processes of the previous TYNDP. This development enables the allocation of project benefits to be split between EU Member States and Non-EU countries. It marks important milestones in the delivery of the Interlinked Model, as further detailed in the ILM 2024 Progress Report. In October, ENTSOG and ENTSO-E published their joint Interlinked Modelling Report. This work has been undertaken in close coordination with the European Network of Network Operators for Hydrogen (ENNOH) and is part of a regulatory process towards delivering cohesive multisector insights shaping Europe's energy transition.

The INV WG was involved in the work to publish the System Capacity Map 2026, which presents supply and demand trends alongside the latest capacity data. This System Capacity Map 2026 was finalised in December 2025 and published in January 2026. ENTSOG publishes the System Capacity Map in collaboration with GIE on an annual basis.

SYSTEM OPERATION, INTEROPERABILITY AND TRANSPARENCY REQUIREMENTS

In 2025, ENTSOG published, for the first time, recommendations to transmission system operators (TSOs) on their technical cooperation with connected distribution system operators (DSOs).

This document is required by the Hydrogen and Decarbonised Gas Market Regulation. Article 26.3 (d) of Regulation (EU) 2024/1789 requires that ENTSOG adopt recommendations to transmission system operators on their technical cooperation with distribution system operators and hydrogen network operators. For now, this document addresses only TSO-DSO interfaces; recommendations to TSOs on their technical cooperation with hydrogen network operators (HNOs) will be developed at a later date, as currently only a limited number of HNOs exist. For the development of these recommendations, ENTSOG consulted the gas TSOs and four EU associations representing DSOs – Eurogas, CEDEC, GEODE, and GD4S.

ENTSOG continued to further cooperate with other stakeholders in normative work, to include recommendations and considerations related to the definition of future gas quality management and hydrogen handling principles, in areas on data exchange, security of supply and other topics such as CCUS.

Furthermore, the ENTSOG EIC Local Issuing Office services continued throughout this year.

In 2025, the ENTSOG Transparency Team and the Transparency Working Group continued to ensure the ongoing continuous provision of transparency information in compliance with the obligations established by Regulation (EU) 2024/1789, the Tariff (TAR), Interoperability (INT) and Capacity Allocation Mechanism (CAM) Network Codes, and Regulation (EU) 1227/2011 on wholesale energy market integrity and transparency (REMIT), as amended by Regulation (EU) 2024/1106. The scope of transparency publications for gas quality parameters, in accordance with the Transparency Guidelines as outlined in Regulation (EU) 2024/1789, was extended. User support and the refinement of Transparency Platform functionalities remained ongoing activities in 2025. In the context of the revision of the REMIT Regulation and its related secondary legislation, ENTSOG and the gas TSOs actively contributed to dedicated initiatives led by ACER and the EC.



NETWORK CODES, GUIDELINES AND MARKET ASSESSMENT

NETWORK CODES AND GUIDELINES

As part of ENTSOG’s ongoing monitoring of Network Codes (NCs) and Guidelines (GLs), the Market team published the following reports in May 2025:

- ▲ The Capacity Allocation Mechanisms (CAM) NC Implementation and Effect Monitoring Report – 2025 edition³,
- ▲ The Congestion Management Procedure (CMP) GLs Implementation and Effect Monitoring Report – 2025 edition⁴.

In addition, the Market Team prepared the Auction Calendar 2026/2027 for the CAM NC, published in December 2025⁵.

Preparatory work for the 2026 reporting cycle commenced in the last quarter of 2025, with the collection of data for the 2026 editions of the Balancing (BAL) NC and Tariff (TAR) NC Implementation and Effect Monitoring Reports.

Table 1 below sets out the timeline for publication and implementation of each of the currently existing NCs and GLs.

Document	Status
Guidelines on Congestion Management Procedures (CMP) and on Transparency	<ul style="list-style-type: none"> – Published as Annex I to Regulation (EU) No 715/2009 (repealed since February 2025, now published as Annex I Chapter 2 to Regulation (EU) 2024/1789). – Entered into force in October 2013. – With the exception of one ENTSOG member, the CMP Guidelines have been fully implemented.
CAM NC – Network Code on Capacity Allocation Mechanisms in Gas Transmission Systems	<ul style="list-style-type: none"> – Published on 14 October 2013 as Regulation (EU) No 984/2013. – Entered into force in November 2015. – The first amendment of the CAM NC, Regulation (EU) 2017/459, entered into force on 6 April 2017 and introduced provisions on incremental capacity. – The implementation of the CAM NC has been fully completed. – The European Commission is currently revising the CAM NC.
BAL NC – Network Code on Gas Balancing of Transmission Networks	<ul style="list-style-type: none"> – Published on 26 March 2014 as Regulation (EU) No 312/2014. – A high level of implementation has been achieved and TSOs demonstrate a very high level of compliance. – Voluntary mergers of balancing zones have been ongoing.
INT NC – Network Code on Interoperability and Data Exchange Rules	<ul style="list-style-type: none"> – Published on 30 April 2015 as Regulation (EU) No 703/2015. – Implemented by May 2016. – Compliance with the NC is very high.
TAR NC – Network Code on Harmonised Transmission Tariff Structures for Gas	<ul style="list-style-type: none"> – Published on 16 March 2017 as Regulation (EU) No 460/2017. – Entered into force on 6 April 2017. – A high level of implementation has been reached. – A limited and targeted amendment to the TAR NC is expected from the European Commission, driven by the ongoing revision of the CAM NC.

Table 1: Network Codes and Guidelines: Publication and Implementation Status

³ The Capacity Allocation Mechanisms Network Code (CAM NC) Implementation and Effect Monitoring Report – 2025 edition is available [here](#).

⁴ The Congestion Management Procedures Guidelines (CMP GLs) Implementation and Effect Monitoring Report – 2025 edition is available [here](#).

⁵ See the Auction Calendar 2026/2027 for Capacity Allocation Mechanisms Network Code [here](#).

Until November 2025, the Market Area also monitored and maintained the Gas NCs Functionality Platform. This interactive platform provided solutions to issues raised through the jointly managed ACER and ENTSOG Functionality (FUNC) Process. As no new issues had been raised in recent years, and none were under review or in development, the interactive platform was discontinued on 14 November 2025. The ACER-ENTSOG FUNC Process nevertheless remains operational, with stakeholders able to submit new issues via the dedicated email address (support@gasnfunc.eu). All previous submitted cases and related documentation are available on ACER's website⁶.

Throughout 2025, the Market Team followed the EC's progress on the CAM NC amendment process, which was initiated by ACER in 2023, and, in collaboration with other ENTSOG business areas, continued to contribute to this process.

Finally, the Market Team closely monitored ACER analyses on national periodical consultations on TSO tariffs, namely Croatia, Czech Republic, Finland, Germany, Hungary, Lithuania, Poland, Romania, and Sweden.

MARKET DEVELOPMENTS

In 2025, the Market Team continued to participate in the ACER Efficiency Comparison exercise by facilitating the coordination and the content discussions with TSOs and stakeholders, based on Article 19 of Regulation (EU) 2024/1789. ACER is tasked with publishing a first assessment of the efficiency of European gas TSOs by 5 August 2027.

In the second half of 2025, the Market Team, in collaboration with other ENTSOG business areas, contributed to the EC's call for evidence and subsequent public consultation for a legislative initiative on CO₂ transportation infrastructure and markets.

Furthermore, the Market Team contributed to the Guarantee of Origin Prime Movers Group on the implementation of the Union Database, as envisioned in the Renewable Energy Directive, by organising a third public workshop in January 2025, following two workshops held in 2024.

The Market Team also participated in Investors Dialogue on Energy Working Group and the European Clean Hydrogen Alliance (Transmission and Distribution Roundtable) meetings. In addition, it participated in a workshop organised by ENNOH, dedicated to the future Network Codes for hydrogen transmission networks. The Market Team also worked on the joint report on de-risking for hydrogen projects, together with ENNOH, as requested in the Copenhagen Energy Infrastructure Forum Conclusions from June 2025⁷.

Finally, as in previous years, and in cooperation with the Florence School of Regulation (FSR), the Market Team and TSO representatives co-hosted several training sessions on gas Network Codes and Guidelines in February and March 2025.

⁶ See ACER website's dedicated page [here](#).

⁷ See the conclusions of the 2025 Copenhagen Infrastructure Forum [here](#).

STRATEGY, POLICY AND COMMUNICATION

In 2025, the Strategy, Policy and Communications (SPC) Business Area continued to facilitate constructive dialogue on ENTSOG's role in the energy transition via its European Policies and Regulations Working Group (EPR WG).

The EPR WG continued to support Members' alignment on EU legislative and policy developments of relevance to gas TSOs. The WG focused primarily on the preparation of ENTSOG responses to the Call for Evidence and Public Consultations related to the EU Grids Package, CO₂ Markets and Infrastructure legislative initiative and Electrification Action Plan, as well as providing recommendations for the EU Clean Industrial Deal. In addition, Members were informed on ENTSOG's stakeholder engagement activities, including those related to the Advisory Panel for Future Gas Grids, which addresses topics falling within the scope of ENTSOG's energy transition activities.

In 2025, the CCUS KG continued to operate as a subgroup to the EPR WG, dedicated to topics related to CO₂ transport and infrastructure. The KG supported efficient information exchange, reporting, analytical work and content development underpinning ENTSOG's contributions to the EC's Call for Evidence and public consultation on the CO₂ markets and infrastructure legislative initiative. The meetings of the CCUS KG were co-chaired by SPC and all ENTSOG business areas.

The SPC area managed the developments of the joint Hydrogen Infrastructure Map with an update in December 2025 – including projects across the hydrogen value chain for transmission, distribution, storage, import terminals, production and off-takers. This was done in collaboration with GIE, Eurogas, CEDEC, Geode and GD4S.

Furthermore, the area continued its communication activities through a broad range of external communication and stakeholder engagement actions. These included the publication of press releases, ongoing engagement with external stakeholders through the handling of external queries, and contributions to additional communication formats aimed at supporting transparency related to ENTSOG's activities. Together, these activities complemented ENTSOG's technical work and supported consistent external engagement on regulatory topics and those related to the energy transition.



ENTSOG MANAGEMENT SUPPORT

ENTSOG's Management Support team continued working in 2025 with ENTSOG teams and management and working with ENTSOG members. Support was via the Legal, HR, Finance, IT and Administration functions to ensure a robust platform for the activities and deliverables of ENTSOG.

The ENTSOG Legal Team ensured the proper working of the day-to-day activities from the legal and corporate perspective.

ENTSOG Human Resources continued with a well-prepared recruitment process, so that the relevant resources and competences were in place to perform the required activities.

Working with several IT providers, vendors and IT contractors, the IT Team plans, manages, builds and operates IT systems to support ENTSOG advisors and their activities. In 2025, they provided IT support to ENTSOG stakeholders in the use of ENTSOG's data and systems.



Picture courtesy of Gas Networks Ireland

ENTSOG DELIVERABLES 2025

JANUARY

- 13 // ENTSOG and GIE's System Capacity Map 2025
- 22 // Revision of the Union-wide simulation of gas supply and infrastructure disruption scenarios report

MAY

- 12 // CAM NC and CMP GL Implementation and Effect Monitoring Reports
- 13 // Recommendations to TSOs on technical cooperation with DSOs

JAN

FEB

MAR

APR

MAY

JUN

FEBRUARY

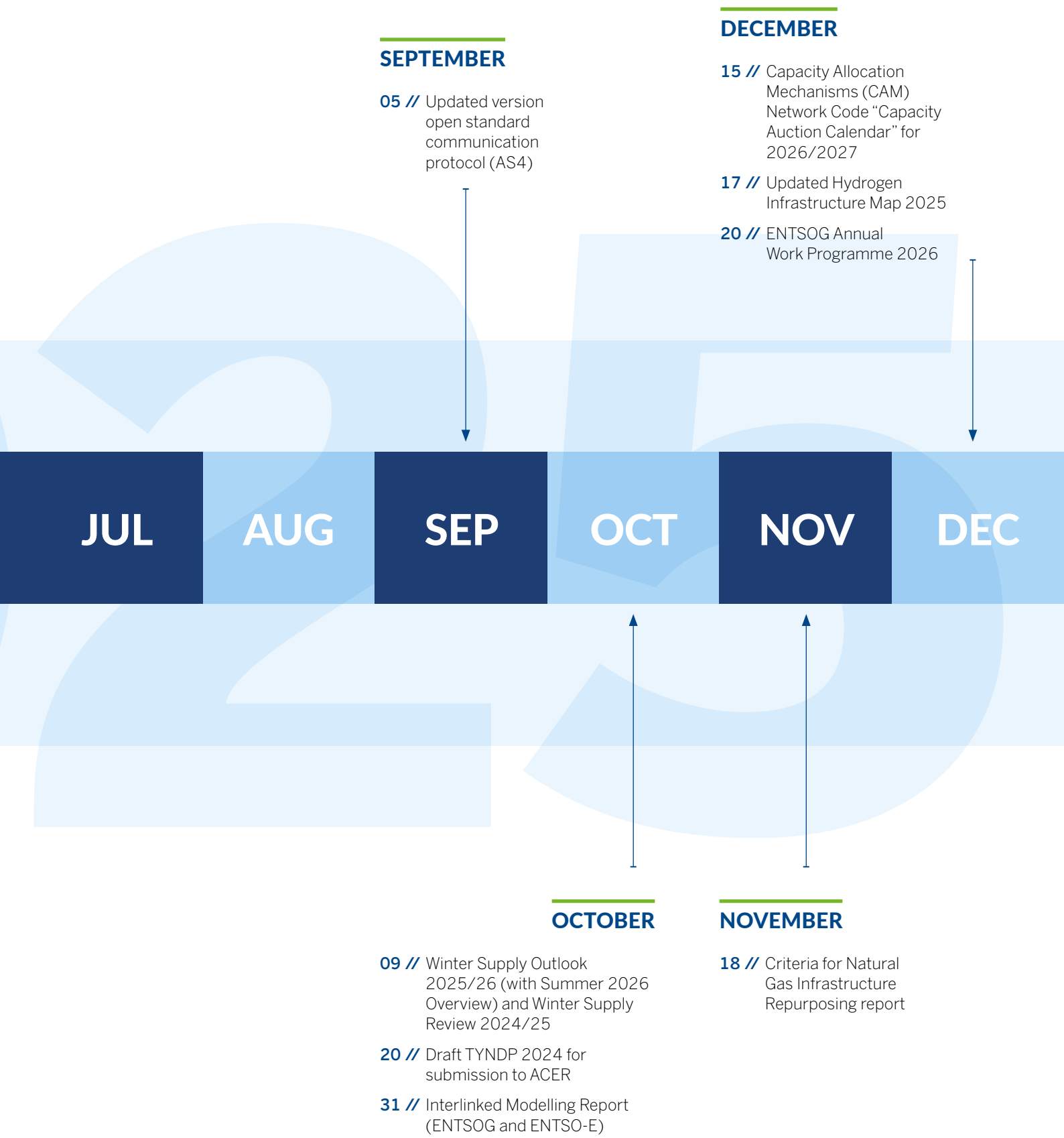
- 11 // Position Paper: recommendations to support affordable energy prices and enhance competitiveness
- 28 // Cost-Benefit Analyses of Hydrogen Infrastructure Projects

APRIL

- 10 // Summer Supply Outlook 2025 (with Winter 2025/26 overview) and Summer Supply Review 2024
- 29 // Annual Report 2024

JUNE

- 11 // Draft TYNDP 2024 Natural Gas System Assessment & Infrastructure Reports



WORK PROGRAMME STATUS

These tables provide an overview of the activities in ENTSOG's four main business areas – System Development, System Operation, Market, and Strategy, Policy and Communication (SPC). The listed tasks originate (and are supplemented in some cases) from the Annual Work Programme 2025.

SYSTEM DEVELOPMENT

Activity	Goal	Deliverables & Completion Date	Consultation with	Status/ Comments
TYNDP 2024	Natural Gas System Assessment Annex E – Analysis tables	Publication of the Natural Gas System Assessment report (June 2025) Draft TYNDP package	EC ACER Public consultation (18 December 2024 – 22 January 2025) Public consultation (11–30 June 2025)	Submitted draft TYNDP 2024 package to ACER Opinion (October 2025)
TYNDP 2026	Guidelines for project inclusion Project data collection (Collection and Check phases) Methodological assumptions and parameters for Annexes D1, D2, D3 (Guidance documents)	Publication of the TYNDP 2024 Annex A (expected 2026) Publication of draft Annexes D1, D2, D3 (expected 2026)	EC ACER Stakeholder (webinar)	Work on TYNDP 2026 started during August 2026, with preparation for guidance documentation (project CBA and system-level analyses). The project data collection started almost 2 months compared to the previous cycle, at the end of September 2025.
Support to Regional Groups	Support to the 2 nd PCI/PMI process through the cooperation platform. Project assessment (PS-CBA) of hydrogen infrastructure candidate projects for the second PCI/PMI Selection Process.	Project-specific cost-benefit analysis of hydrogen candidates to the 2 nd PCI/PMI list (PS-CBA results delivered to EC/Promoters May 2025, publication of project assessment package in October 2025)	EC ACER	Provided support to 2 nd PCI/PMI selection process under the TEN-E regulation. PS-CBA assessment was performed according to the approved CBA methodology for hydrogen infrastructure complemented with Annex D1.
ENTSO-E/ENTSOG consistent and Interlinked Model	Task force Interlinked Model (TF ILM) to review the interlinkages between electricity and hydrogen to use as a joint framework with the TYNDP products. TF ILM to develop a joint Social Economic Welfare decomposition methodology, to be used consistently across electricity and hydrogen assets within the TYNDP.	Testing of cost benefit analysis methodology and dual assessment (completed) Submission of report to ACER for opinion (completed) Analysis of opinion and final report adjustment before final submission to the European Commission (ongoing).	ACER EC TYNDP Project promoters	Draft ILM report submitted to ACER. Final ILM report is in the review process. The TF have consulted the EC before finalisation of report.

Activity	Goal	Deliverables & Completion Date	Consultation with	Status/ Comments
TYNDP 2026 scenario development process	Joint scenario development process between both ENTSOs	Draft TYNDP 2026 joint ENTSOG/ENTSO-E scenario report	TSOs TYNDP 2026 scenarios consulted with EC, ACER, external stakeholders	Process started in June 2024, expected publication in May 2026 and in final form at end-2026, after validation steps prescribed in regulation (opinion, approval)
Summer Outlook 2025 with Winter 2025/26 overview	Provide view on injection period ahead	Publication April 2025	TSOs ACER	Completed
Summer Review 2024	Analyse previous summer	Publication April 2025	TSOs	Completed
Winter Outlook 2025/26 with Summer 2026 Overview	Provide view on supply-and-demand balance for winter ahead	Publication October 2025	TSOs ACER	Completed
Winter Review 2024/25	Analyse previous winter	Publication October 2025	TSOs	Completed
System Capacity Map 2026	Provide project map and graphic representation of supply-and-demand for past year with updated information on capacities in Europe	Publication January 2026	TSOs	Finalised in December 2025 and published in January 2026

Table 2: System Development Work Programme Status

SYSTEM OPERATION

Activity	Goal	Deliverables & Completion Date	Consultation with	Status/ Comments
TRANSPARENCY				
Support to TSOs on data completeness	Ensure a high data completeness and consistency on the TP	ENTSOG staff monitors the integration of data publications on a daily basis and provides monthly data completeness reports to the TSOs.	Gas TSOs	Data completeness was temporarily lower at the beginning of 2025 due to the introduction of new gas quality parameter publications but improved steadily throughout the year and averaged at 93 %.
Continuous platform improvements	Ensure user friendliness and usability of the published data	In 2025, work on the Transparency Platform focused on maintaining stable performance, accompanied by updates to documentation and targeted adjustments to API call functionality to ensure consistent data access.	Gas TSOs and TP Users	Ongoing
Facilitate required data collection processes	Ensure timely and effective data deliveries	The data for ACER's monitoring obligations were delivered on 21 February 2025.	Gas TSOs, ACER Gas Market Department	Completed
Follow-up on REMIT requirements and ongoing REMIT-related activities	Ensure proper application of REMIT requirements	Ongoing throughout 2025	Gas TSOs, ACER REMIT department, ACER REMIT User groups	ENTSOG and gas TSOs continued active engagement with ACER on REMIT-related operational matters. ENTSOG represented gas TSOs in ACER's REMIT Stakeholder Groups, including the ACER REMIT Expert Groups, as well as in webinars for AEMP, RRM and IIPs. Updated ACER requirements for REMIT implementation were taken into account and applied where relevant.
Monitoring and supporting ongoing REMIT regulatory developments following the amendment of REMIT	Contribute to the ongoing revision of REMIT-related secondary legislation and ACER documentation	Ongoing throughout 2025	Gas TSOs, ACER REMIT department, ACER REMIT User groups	ENTSOG contributed to the ongoing development of REMIT-related secondary legislation and developments on ACER's side related to REMIT implementation. Contributions were provided through coordinated TSO input as part of ongoing REMIT-related regulatory processes.

Activity	Goal	Deliverables & Completion Date	Consultation with	Status/ Comments
ENTSOG TP acts as an approved Inside Information Platform (IIP)	Ensure good practice and integrity for publication of inside information as UMMs	ENTSOG TP effectively operates as an approved Inside Information Platform (IIP) for gas infrastructure operators and maintains ongoing communication with ACER regarding any relevant matters.	Gas TSOs, ACER	Ongoing
Analyse legal transparency requirements coming from EU legislation, including the gas Network Codes	Ensure proper application of the transparency requirements	In 2025, ENTSOG continued to oversee the implementation of the new provisions from the Transparency Guidelines as set out in Regulation (EU) 2024/1789. The publication of the newly introduced gas quality parameters on the Transparency Platform (TP), including methane, hydrogen blended into the system, and oxygen content at all relevant points, in addition to the Wobbe Index (WI) and Gross Calorific Value (GCV), commenced on 5 February 2025. The revision process of the CAM NC was monitored.	Gas TSOs, EC, TP users and other stakeholders	Ongoing
Cooperate with ENTSOG business areas to fulfil transparency requirements coming from relevant NCs	Ensure proper application of the publication requirements	Ongoing throughout 2025	Gas TSOs, other ENTSOG Working Groups, TP users and other stakeholders	Ongoing
Facilitate and support other areas inside ENTSOG with projects concerning TP	Ensure good usage of the available data and functionalities on the TP	Ongoing throughout 2025	Gas TSOs, other ENTSOG Working Groups,	Ongoing
TP users support	Ensure transparent and user-friendly channels for providing feedback on using the TP	Ongoing throughout 2025	Gas TSOs, TP users, ACER, EC, and other stakeholders	Ongoing
Public workshop on Transparency	Ensure transparent dialog with stakeholders	No workshop was held in 2025	Gas TSOs, TP users, ACER, EC, and other stakeholders	Not completed

Activity	Goal	Deliverables & Completion Date	Consultation with	Status/ Comments
INTEROPERABILITY AND DATA EXCHANGE				
Publication of the Gas Quality Monitoring report	Publish the first edition of the Gas Quality Monitoring report by 1 st Jan 2025, as requested by Article 26.3 of Regulation (EC) No 2024/1789	Report (available here) published in December 2024	TSOs involvement	Completed
Development of the Gas Quality Outlook report	Develop the fifth edition of the Gas Quality Outlook report for the TYNDP 2024	Under finalisation. Publication expected in 2026, after the final release of TYNDP 2024.	TSOs involvement General public through TYNDP public consultation	Following the timeline of the TYNDP process, the gas quality outlook 2024 was part of the TYNDP public consultation finalised in July 2024 and will be published in 2026
ENTSOG Transparency Platform (TP) enhancement for the new gas quality transparency requirements	Enhance the TP to enable TSOs to publish additional gas quality data, Wobbe Index, Gross Calorific Value, H ₂ blended content, methane content, and O ₂ levels, in accordance with Annex I of Regulation (EC) No 2024/1789	TP upgraded in December 2024 –the publication of the GQ parameters is available on the ENTSOG Transparency platform	TSOs involvement	Completed
Continue discussion on gas quality standardisation	<ol style="list-style-type: none"> 1) Cooperate with gas sector in CEN TC234 WG 11 2) Provide the ENTSOG view on the implementation of the WI classification system proposed by the revised EN16726 by establishing an internal Task Force 	<ol style="list-style-type: none"> 1) Several CEN meetings took place in 2025 – ENTSOG participated by bringing expertise on Gas Quality and sharing information. The CEN revised standard EN16726 was approved and published in 2025. 2) The ENTSOG Wobbe Index Task Force has been working on non-binding guidelines: recommendations for supporting MSs in the implementation of the WI classes introduced by the revised EN16726. The deliverable is expected to be published in 2026 and will be discussed with the relevant stakeholders, especially end-users and DSOs. 	<ol style="list-style-type: none"> 1) Stakeholders from the gas value chain 2) TSOs involvement, with participation of external stakeholders at a later stage 	Cooperations with gas sector continue


Activity	Goal	Deliverables & Completion Date	Consultation with	Status/ Comments
Continue discussion on H₂ quality	<p>1) Gather information on the gas transmission network readiness to integrate hydrogen</p> <p>2) Contribute to the EASEE-gas study on the optimal hydrogen purity for Europe (publication expected in 2026)</p>	<p>1) Ongoing throughout 2025</p> <p>2) ENTSOG provided information and technical details concerning the TYNDP 2024 scenarios data that have been considered in the EASEE-gas study.</p>	TSOs involvement Exchanges with EASEE-gas members from the H ₂ value chain	Set out ENTSOG's current understanding of the opportunities and challenges on increased penetration of hydrogen
Participate in discussions on CO₂ quality	<p>1) Contribute to the development of a CEN standard on CO₂ quality for transmission grid</p> <p>2) In 2025, ENTSOG followed and participated in the WG "CO₂ standards" of the Industrial Carbon Management (ICM) Forum</p>	Ongoing throughout 2025	Stakeholders from the whole CO ₂ value chain participate in the process	ENTSOG continues cooperating with CEN
Continue discussion on gas and hydrogen quality with industry associations	Cooperate with gas sector regarding gas and hydrogen quality standard, handling and regulation	Ongoing throughout 2025	Stakeholders from the whole gas value chain participate in the process	ENNOH, Marcogaz, EASEE-gas, GERG, GIE, DSOs associations and other industry associations in this field.
Public workshop on GQ&H₂ handling	Dialogue with stakeholders along the gas value chain in the field of gas quality, hydrogen and CO ₂	A Gas Quality workshop was held in November 2025. The documentation is available here .	All public could participate	Once per year
Smart Grid solution & digitalisation for Gas Quality and H₂ handling	Exploring the possibilities of deploying "smart gas grid" services to improve the interoperability of systems and technologies	Ongoing throughout 2025	TSOs involvement	Ongoing throughout 2025
Follow up on the SoS and technical cooperation	Follow up on the existing ReCo System for Gas as a CNOT for emergency conditions	Ongoing throughout 2025	TSOs	Ongoing
Follow up on technical cooperation with third-country TSOs	Continue cooperating with Energy Community and third-country TSOs	Meetings with non-EU TSOs and Energy community secretariat.	EnC Secretariat and stakeholders	Ongoing. Picture: Ac
Follow up on data exchange	Organise Data Exchange and Cyber Security workshop	Organised Annual Workshop on Data Exchange and Cyber Security in the gas sector on 1/2 October 2025	GIE, EASEE-gas, EC, ENISA, TSOs	A hybrid event that combined Data exchange and cybersecurity workshop was held on 1/2 October 2025 in collaboration with ENTSOG, EASEE-gas and GIE held at the ENTSOG offices. ENTSOG, GIE, EASEE-gas, ENISA, TSOs, EC participated as speakers

Activity	Goal	Deliverables & Completion Date	Consultation with	Status/ Comments
Follow up on cybersecurity	Organise (when possible) bi-monthly Cyber security calls with the GIE/ENTSOG Joint Cybersecurity Task Force	Organised Cybersecurity task force calls as and when required	GIE members, ENTSOG members in collaboration with ENISA	
Follow up of EASEE-gas collaboration	Collaborate on CNOT issues and advise on data exchange	ENTSOG participated and contributed to the EASEE-gas groups: MWDWG & TSWG	ENTSOG, EASEE-gas Board/ management team and MWDWG & TSWG	ENTSOG participated in the relevant groups run by EASEE-gas
Continuation of the dialogue with stakeholders on European and national level on security algorithms for AS4 and the development of a new updated ENTSOG AS4 profile	Establish common security algorithms for AS4 and produce a new version for gas sector adoption with state-of-the-art encryption	Published new version of the ENTSOG AS4 4.0 profile with an improved security core	GIE, EASEE-gas, EC eDelivery program, ITC KG	In addition to the publication, all AS4 profile documentation were updated to reflect version 4.0 changes
Maintained an Edig@s XML validation tool	Maintained the online, freely available, Edig@s XML validation tool	The validation tool was built-out to include several Edig@s xml messages which have been supplemented with schematron validation rules	ITC KG, EASEE-gas (MWDWG, TSWG), INT WG	The configuration of the Edig@s XML validation portal will continue where more Edig@s 6.1 messages will be added in consultation with the ITC KG and the EASEE-gas MWDWG (Edig@s WG)
Recommendations to transmission system operators on their technical cooperation with distribution system operators and hydrogen network operators	Develop the document on recommendations to TSOs on their technical cooperation with DSOs and HNOs as required by Article 26.3 of Regulation (EC) No 2024/1789	Published on 13 May 2025	TSOs involvement EU DSOs associations: EUROGAS, CEDEC, GEODE, and GD4S	Completed in 2025. The document might be adjusted in the next years
Operate the Local Issuing Office for the EIC scheme	Management of EIC Codes requests Carry out data governance activities as requested by the ENTSO-E CIO administration	Ongoing, year-round	ENTSO-E, LIOs, EIC users	Ongoing management
Cooperation with stakeholders on methane emissions reduction	Share technical expertise and provide support (along with Marcogaz and GERG) to GIE and Eurogas for the development and implementation of the Methane Emissions Regulation	Ongoing throughout 2025	GIE, Eurogas, Marcogaz and GERG within the Methane Emissions Joint Expert Group	Ongoing

Table 3: System Operation Work Programme Status

MARKET NETWORK CODES & GUIDELINES AND MARKET ASSESSMENT

Activity	Goal	Deliverables & Completion Date	Consultation with	Status/ Comments
BALANCING NETWORK CODE				
Support ENTSOG members with the implementation of the BAL NC	Successful implementation of the BAL NC provisions by ENTSOG members	Ongoing throughout 2025	TSOs	Ongoing
Collect data for the BAL NC Implementation and Effect Monitoring Report – 2026 edition	Monitor the implementation and effects of the BAL NC	BAL NC Implementation and Effect Monitoring Report – 2026 edition	TSOs and ACER	Data collection for BAL NC Implementation and Monitoring Report – 2026 edition started in Q4 2025. Report to be published in Spring 2026.
Respond to queries from Members and stakeholders on balancing issues	Reply to requests, on topics such as implementation of the BAL NC or good practices in Europe, in a timely manner	Ongoing throughout 2025	TSOs, stakeholders	Ongoing
Develop ENTSOG positions on balancing-related issues and respond to consultations and queries from stakeholders	Develop ENTSOG positions on balancing-related issues that can be presented to stakeholders and the wider market, as well as internal material to support other areas	Ongoing throughout 2025	TSOs, stakeholders, ACER	Ongoing
Participation in external events on balancing	Present ENTSOG's positions and results regarding balancing towards external stakeholders	Ongoing throughout 2025	TSOs, stakeholders, ACER	Ongoing



Picture courtesy of Snam

Activity	Goal	Deliverables & Completion Date	Consultation with	Status/ Comments
TARIFFS NETWORK CODE				
Support ENTSOG members with the implementation of the TAR NC	Successful implementation of the TAR NC provisions by ENTSOG members	Ongoing throughout 2025	TSOs	Ongoing
Collect data for the TAR NC Implementation and Effect Monitoring Report – 2026 edition	Monitor the implementation and effects of the TAR NC	TAR NC Implementation and Effect Monitoring Report – 2026 edition	TSOs and ACER	Data collection for TAR NC Implementation and Effect Monitoring Report – 2026 edition started in Q4 2025. Report to be published in Spring 2026.
Respond to queries from Members and stakeholders on tariff issues	Reply to requests on topics, such as implementation of the TAR NC or good practices in Europe, in a timely manner	Ongoing through 2025	TSOs, stakeholders	Ongoing
Develop ENTSOG positions on tariff-related issues and respond to consultations and queries from stakeholders	Develop ENTSOG positions on tariff-related issues that can be presented to stakeholders and the wider market, as well as internal material aimed at analysing the evolution of tariffs and revenues	Ongoing throughout 2025	TSOs, stakeholders, ACER	Ongoing
Participation in external events on tariffs	Present ENTSOG's positions and results regarding tariffs towards external stakeholders	Ongoing throughout 2025	TSOs, stakeholders, ACER	Ongoing
Monitor targeted amendments of TAR NC stemming from CAM NC revision process	Support European Commission in development of TAR NC targeted amendments	Ongoing throughout 2025	TSOs, EC, stakeholders	ACER submitted its proposal to the European Commission in January 2025. Ongoing revision by the European Commission.

Activity	Goal	Deliverables & Completion Date	Consultation with	Status/ Comments
----------	------	--------------------------------	-------------------	------------------

CAPACITY NETWORK CODES AND CONGESTION MANAGEMENT PROCEDURES GUIDELINES

Support ENTSOG members with the implementation of the CAM NC	Successful implementation of the CAM NC provisions by ENTSOG members	Ongoing throughout 2025	TSOs	Ongoing
Publish the CMP GL and CAM NC Implementation and Effect Monitoring Reports – 2025 edition	Monitor the implementation and effects of the CAM NC and CMP GL	CMP Guidelines Implementation and Effect Monitoring Report – 2025 edition CAM NC Implementation and Effect Monitoring Report – 2025 edition	TSOs and ACER	CMP Guidelines and CAM NC Implementation and Effect Monitoring Reports both published on ENTSOG website on 12 May 2025. Next reports expected in Spring 2027.
Monitor CAM NC amendment process	Support European Commission in development of CAM NC amendments	Ongoing throughout 2025	TSOs, EC, stakeholders	ACER submitted its proposal to the European Commission in January 2025. Ongoing revision by the European Commission.
Development of CAM NC auction calendar 2026/2027	Publish the auction calendar for 2026/2027	Auction calendar for 2026/2027	TSOs	Auction calendar for 2026/2027 published on ENTSOG website on 15 December 2025.
Respond to queries from Members and stakeholders on capacity issues	Reply to requests, on topics such as implementation of the CAM NC or good practices in Europe, in a timely manner	Ongoing throughout 2025	TSOs, stakeholders	Ongoing
Develop ENTSOG positions on capacity-related issues and respond to consultations and queries from stakeholders	Develop ENTSOG positions on capacity-related issues that can be presented to stakeholders and the wider market, as well as internal material to support other areas	Ongoing throughout 2025	TSOs, stakeholders, ACER	Ongoing
Participation in external events on capacity	Present ENTSOG's positions and results regarding capacity towards external stakeholders	Ongoing throughout 2025	TSOs, stakeholders, ACER	Ongoing

FUNCTIONALITY

Support the Functionality Process and any related issues to the NCs and GLs that arise	Assist with operation of the Functionality Process	Ongoing throughout 2025	Stakeholders, TSOs, ACER	Ongoing
--	--	-------------------------	--------------------------	---------


Activity	Goal	Deliverables & Completion Date	Consultation with	Status/ Comments
MARKET ASSESSMENT				
Evaluate proposed modifications to the current regulatory framework governing the EU gas sector, as well as legislation that could potentially affect it and provide feedback	Ensure that relevant stakeholders, including the European Commission, are informed of ENTSOG's positions and views on legislative and policy proposals for the EU gas sector	Ongoing throughout 2025	TSOs, EC, stakeholders	Ongoing
Prepare and submit opinions and responses to published reports, public consultations and policy papers	Support members and stakeholders	Ongoing throughout 2025	TSOs	Ongoing Feedback provided with Market WG: – Public consultation on the ACER efficiency comparison for natural gas TSOs ⁸ Feedback provided in 2025 jointly with other Working Groups with contributions of Market WG: – Legislative initiative on CO ₂ transportation infrastructure and markets – Call for evidence ⁹ and public consultation ¹⁰

Table 4: Market Network Codes & Guidelines and Market Assessment Programme Status

8 See ENTSOG's contribution to this public consultation [here](#).

9 See ENTSOG's contribution to this call for evidence [here](#).


10 See ENTSOG's contribution to this public consultation [here](#).



STRATEGY, POLICY AND COMMUNICATION

Activity	Goal	Deliverables & Completion Date	Consultation with	Status/Comments
External Engagements	Engage in the European Clean Hydrogen Alliance's Roundtable on Clean Hydrogen Transmission and Distribution	Q1-Q2 2025	TSOs	Established and ongoing
	ENTSOG Annual Conference 2025	Q4	External stakeholders	Annual event
	Promote and encourage dialogue amongst stakeholders via Advisory Panel for Future of Gas Grids (FoGG)	Ongoing throughout 2025	External stakeholders	Established and ongoing Key Recommendations Report to be published in Q2 2026
Communication proposals	Provide recommendations on ENTSOG's priorities and technical expertise in dialogue with relevant stakeholders. Propose external and internal communication. Engage in dialogue with industry, gas and other key EU stakeholders	Ongoing throughout 2025	TSOs	Ongoing
Information sharing	Provide information material to TSOs in their discussions on gas, hydrogen and CO ₂ regulatory framework held at national level. Report to Members on all ENTSOG bilateral, multilateral and public engagements	Throughout the whole 2025	TSOs	Ongoing


Table 5: Strategy, Policy and Communication Work Programme Status



Picture: AdobeStock

3

SYSTEM OPERATION: SECURITY OF SUPPLY, REMIT, TRANSPARENCY AND INTEROPERABILITY



The primary work of the System Operation business area includes developing and monitoring technical network codes, evaluating activities related to gas quality standardisation, developing and maintaining existing Common Network Operation Tools (CNOT), the ReCo System for Gas and the exchange of information on security of supply, and the maintenance and continuous development of ENTSOG's Transparency Platform (TP), including activities referring to REMIT.

In 2025, System Operations comprised two main working groups: Interoperability (INT WG) and Transparency (TRA WG).

WORK STRUCTURE

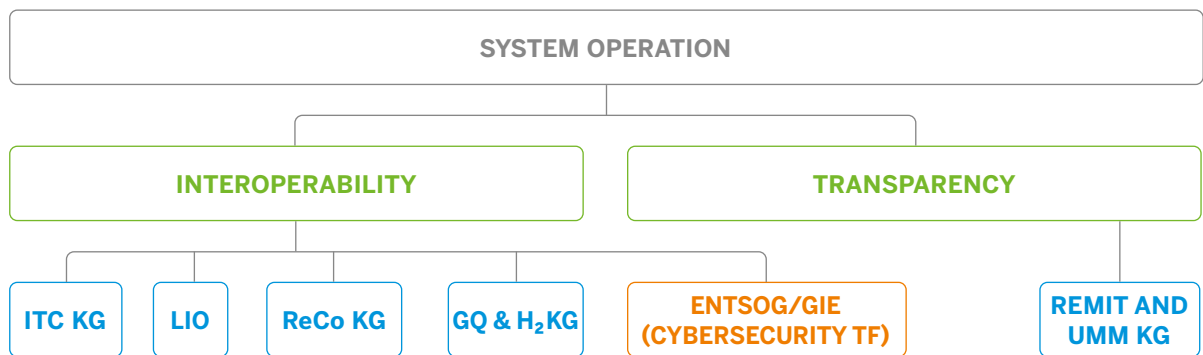


Figure 2: Interoperability and Transparency Working Groups and associated KGs/TFs

INTEROPERABILITY

The Interoperability Working Group (INT WG) monitors the implementation of the INT NC and oversees the work of the groups mentioned below.

ENTSOG Members' work on interoperability topics is structured around the following groups within the System Operation area:

- ▲ The Regional Coordination System for Gas KG (ReCo KG) focuses on operational and dispatching cooperation between TSOs to ensure the security of gas supply, reliable and efficient gas transportation.
- ▲ The Information Technologies and Communications KG (ITC KG) develops and maintains the ENTSOG Common Network Operation Tools (CNOTs) applicable under normal operating conditions, in accordance with Article 24 of the Interoperability and Data Exchange Network Code (INT NC). This work includes the development of Business Requirement Specifications (BRS), Implementation Guidelines, and communication profiles, including Edig@s®.

- The ITC KG works in close collaboration with other European organisations and initiatives, including ENISA, ENCS, the European Commission eDelivery/DEP programme, GIE,-EASEE-gas (MWDWG & TSWG), on new developments related to secure and standardised data exchange. In particular, the group cooperates with the EC eDelivery programme on the development and roll-out of a new ENTSOG AS4 version, aimed at ensuring safe, secure, and interoperable communication within the European gas sector.
- The ITC KG also addresses questions related to the implementation and application of the INT NC requirements on standardised data exchange, as well as FUNC-related issues concerning data exchange.



- ▲ The Cybersecurity Task Force (TF) is jointly managed by GIE and ENTSOG. The TF reviews how to best position the gas industry from potential cyber-attacks by reviewing topics such as: Active input for NIS 2.0, cyber resilience act software certification scheme, create awareness for cybersecurity best practices and maintaining an open exchange with stakeholders regarding a resilience plan for vulnerable infrastructure.
- ▲ The Gas Quality and Hydrogen KG (GQ&H₂ KG) provides expertise, support, and proposals on ENTSOG activities related to gas quality while also building ENTSOG vision on the technical aspects of hydrogen injection and CO₂ transport. Additionally, it coordinates the cooperation with CEN, Marcogaz, EASEE-gas, and GIE. The GQ&H₂ KG prepares the TYNDP Gas Quality Outlook reports as per INT NC 703/2015 and the Gas Quality Monitoring report as per Regulation (EU) 2024/1789. The ENTSOG team and Members contribute with inputs and expertise to facilitate the ongoing processes related to gas, hydrogen and CO₂ quality standardisation in CEN. The GQ&H₂ KG is also a platform to exchange information between TSOs regarding gas quality topics.

- ▲ ENTSOG manages the LIO (Local Issuing Office) “21” authorised by the ENTSO-E Central Issuing Office (CIO) to issue and maintain international EICs for gas and infrastructure entities in Europe. ENTSOG’s LIO, together with other LIOs managed by several European gas TSOs, collaborate on EIC related topics. Furthermore, the ENTSOG LIO and the LIOs managed by the gas TSOs cooperate with the CIO managed by ENTSO-E for harmonising the EIC-related process rules and exchange of experience. Representing all gas TSOs’ LIOs, ENTSOG participates in discussions of ENTSO-E’s Gas Role Models/Harmonised Electricity Market Role Model harmonisation group and provides technical input for amending EIC functions and role models’ definitions. The LIO Task Force discusses topics of relevance for the TSO community regarding EIC topics.

These groups (with the exception of the Cybersecurity TF and the LIO TF) meet monthly (and ad hoc, as required) and are composed of participants representing Member TSOs across Europe. The Cybersecurity Task Force also consists of GIE participants.

TRANSPARENCY

The Transparency Working Group (TRA WG) ensures compliance with the transparency requirements outlined in the TRA Guidelines and the Network Codes (TAR, INT, BAL and CAM) and is supported by the REMIT & UMM Kernel Group (KG). The KG follows the REMIT-related developments and the activities of the available REMIT stakeholders’ fora of ACER and

the European Commission, including roundtables, user groups, expert groups, workshops, and public consultations.

The TRA WG meets monthly and REMIT KG at least twice per month and additionally on an ad-hoc basis as required, with participation from ENTSOG Members.

ACTIVITIES

SECURITY OF SUPPLY AND REGIONAL COOPERATION

REGIONAL COORDINATION SYSTEM FOR GAS (RECO SYSTEM)

Regulation (EU) 2017/1938 established a framework for regional cooperation to safeguard the security of gas supply, progressively strengthening coordination at European level and enabling the use of all available supplies and tools across the internal gas market. Within this framework, coordination between TSOs plays a key role in preventing and managing gas supply crises and mitigating their impacts.

On 1 January 2025, the gas transit contract via Ukraine expired. In response, ENTSOG and the TSOs convened a ReCo Team Europe call on 2 January 2025 to exchange operational updates, assess gas flow patterns, and evaluate any potential impacts following the full stop of Russian gas flows via Ukraine. Apart from uncertainties related to gas supply to the Administrative-Territorial Units of the Left Bank of the Dniester of the Republic of Moldova, no major risks were identified.

Over the course of 2025, the ReCo Team Europe (TSOs from both EU and non-EU countries) continued to meet on regular monthly calls to monitor gas market developments, gas flow patterns, underground gas storage utilisation, planned and unplanned maintenance on transmission systems, while exchanging information on potential risks to the security of gas supply. The outcomes of these exchanges were communicated to the EC, ACER, TSOs and relevant stakeholders. ENTSOG remained in close coordination with the TSOs, providing regular updates.

EVOLUTION OF GAS FLOW PATTERNS AND INFRASTRUCTURE DEVELOPMENTS

Following the expiration of the gas transit contract via Ukraine on 1 January 2025, gas flows via Ukraine to the EU and Moldova decreased by approximately 450 GWh/d as of 1 January 2025. No impact was recorded on the security of supply (SoS) situation, and TSOs' systems remained fully operational and balanced.

After 1 January 2025, flows from Slovakia to Austria were significantly reduced or ceased altogether, with Austria compensating through increased imports from Germany and greater use of storage facilities. A similar development was observed for flows from Slovakia to Czech Republic, which were offset by higher deliveries from Germany also.

In January 2025, higher withdrawals from underground gas storage (UGS) facilities were observed. During the cold spell on 20–21 January, total withdrawals from EU UGS peaked at approximately 10.5 TWh/d.

From 28 January, gas flow from the FSRU Alexandroupolis was temporarily suspended due to maintenance and resumed only in November 2025.

High withdrawal rates continued in February, reaching up to 8.5 TWh/d. Gas flow patterns stabilised and broadly reflected January trends, with minor adjustments driven by market dynamics. The supply situation to the Administrative-Territorial Units of the Left Bank of the Dniester of the Republic of Moldova was resolved, including flows via IP Isaccea/Orlovka at the Romania–Ukraine border.

Between 20 February and 3 March, flows via TANAP–TAP decreased by up to 60 GWh/d due to upstream production issues in Azerbaijan. These were resolved in March, and flows returned to nominated levels.

Warmer temperatures in March led to reduced withdrawals. On 1 April, average EU storage levels were 34 %, compared to 59 % on the same date in 2024.

On 28 April 2025, Spain and Portugal experienced a widespread power outage that significantly impacted LNG terminal operations (temporary cessation of operations) and TSO systems operations due to reduced electricity supply. Spanish and Portuguese gas TSOs closely coordinated with electricity TSOs and producers. Although unprecedented, electricity supply was restored within 24 hours and gas TSOs operations were also normalised. By using the ReCo System for gas, the impacted TSOs shared lessons learned with ENTSOG and other TSOs.

Between May and October, gas TSOs conducted planned maintenance on transmission systems. While temporary flow fluctuations were observed across Europe, there was no significant impact on security of supply or storage injections.

Although intermediate storage targets as required by Gas Storage Regulation EU/2022/1032) aimed operators to reach 90 % filling levels by 1 December 2025 in each Member State and at EU level, the highest EU storage level was recorded on 12 October at 83.2 %. On 1 November, storage was 82.8 %, compared to 95.2 % on the same date in 2024.

In October and early November, injection and withdrawal patterns varied across Member States, reflecting market conditions. Stable withdrawals observed since 6 November. On 31 December 2025, EU storage levels were at 62 %, compared to 72 % in 2024.

As in previous years, TSOs and LNG operators implemented relevant developments and increased the technical capacities of their facilities, as indicated below.

In April, the new LNG terminal in Ravenna, Italy, commenced operations, adding a maximum daily capacity of 233 GWh/d to the European system.

In addition to this development, several cross-border and LNG infrastructure capacities were expanded in 2025. In January, the regasification capacity of the Swinoujscie LNG terminal in Poland was increased, further strengthening the country's import capabilities. In July, firm capacity from Poland to Ukraine almost doubled, rising from 67 to 130 GWh/d, while in June the route from Romania to Ukraine allowed for firm capacity of 121 GWh/d. In October further LNG capacity expansions were implemented at the Krk terminal in Croatia from 85 to 102 GWh/d and at the Alexandroupolis FSRU in Greece from 119 to 154 GWh/d. In December, firm capacity from Hungary to Slovakia was increased from 101 to 127 GWh/d. Additional capacity increases were also realised at LNG terminals in Zeebrugge (Belgium), Gate (the Netherlands), Wilhelmshaven (Germany), contributing to enhanced flexibility and diversification of gas supply across the EU.

ENTSOG continued to closely monitor gas flow patterns throughout the year.

LNG flows to the EU and UK fluctuated between approximately 3.5 and 5.7 TWh/d on average, reflecting market dynamics. As in previous years LNG remained the largest supply source in 2025, representing around 43 % of total supply.

Gas flows from Norway operated close to maximum technical capacity, with reductions (up to minus 1,300 GWh/d) during maintenance periods, particularly in May-June and September. Norwegian supply accounted for approximately 37 % of total supply.

Flows from North Africa to Italy and Spain generally ranged between 800 and 1,000 GWh/d, with occasional fluctuations driven by maintenance works or market conditions. Flows to Spain were consistently high, often exceeding 90 % of the available technical capacity. Overall, North African supply accounted for approximately 9 % of total non-EU gas supply.

Azerbaijani gas flows via TANAP-TAP typically ranged between 300 and 390 GWh/d (80–100 % capacity usage), mainly to Italy, with additional deliveries to Greece and Bulgaria.

Flows via TurkStream remained high, typically between 500 and 586 GWh/d (85–100 % capacity utilisation), with onward transport towards Hungary and Slovakia, as well as Greece, Romania, North Macedonia and Serbia. Additional supplies from Turkey entered the EU via IP Strandzha 1 at average levels of 40–60 GWh/d.

Gas flows between the UK and the EU reflected market dynamics throughout the year. In January and February, flows were predominantly directed from Belgium to the UK, which had high gas demand. From March onwards, the main direction shifted, with flows moving preliminary from the UK to Belgium via the Interconnector. Between April and September, regular exports from the UK to the Netherlands were observed via the BBL pipeline. Since October, flows from the Netherlands to the UK have remained relatively low, typically ranging between 0 and 20 GWh/d.

In 2025, Ukraine's gas sector continued to operate under significant security challenges. The first large-scale Russian attack of the year took place on 15 January, targeting gas storage facilities. In the following months, further significant strikes affected gas production, storage, transmission and distribution facilities, as well as electricity infrastructure. As a result, Ukraine lost part of its gas production and increased gas imports from the EU, with volumes rising from approximately 20 GWh/d at the beginning of January to around 280 GWh/d, utilising all available interconnection points with Poland, Slovakia, Hungary, and Romania.

During the year, in some EU Member States, lower electricity generation from renewable sources was observed, leading to increased gas-fired power generation. This resulted in higher gas demand for electricity production and influenced storage withdrawal and injection patterns.

During the first half of the year gas prices were relatively high (up to 53 Euro/MWh on TTF) and July onwards, gas prices stabilised at lower levels (down to 27 Euro/MWh on TTF) and reflected prevailing market conditions.

Throughout 2025, TSOs successfully managed grid operations despite full cessation of Russian gas transit via Ukraine. This highlighted the resilience and flexibility of the European gas system.



ENTSOG SYSTEM OPERATION SECURITY OF SUPPLY ASSESSMENTS

In 2025, ENTSOG and TSOs continued to systematically analyse, and monitor planned and unplanned maintenance works and to cooperate closely with each other in coordinating and synchronising the maintenance on their networks to minimise any disruption of transmission services.

SUPPORT TO THE EC IN TERMS OF SECURITY OF SUPPLY

The ENTSOG team continued cooperating closely with the EC and participated in the scheduled GCG meetings in 2025. The outcomes of the regular “ReCo Team Europe” calls were communicated to the EC, ACER, and Energy Community Secretariat.

On a weekly basis throughout the year, ENTSOG provided operational and system-development expertise, in particular with its observations of the gas flows’ patterns, fluctuations of the gas flows and usage of TSOs capacities, gas storage filling levels, updates about commissioning of the infrastructure projects, information about incidents or potential threats to the security of gas supply. Daily cooperation between ENTSOG and the EC took place at the beginning of January after the full cessation of Russian gas transit via Ukraine.

Furthermore, ENTSOG participated in the GCG meetings, provided updates on the security of gas supply and presented results of simulations, assessments, and reports as requested.

RECOMMENDATIONS ON TECHNICAL COOPERATION WITH THIRD COUNTRIES.

In 2018, ENTSOG adopted “Recommendations relating to the coordination of technical cooperation between Community and third-country transmission system operators” (“Third-Country TSOs”)¹.

The document describes the three key areas of technical cooperation: Security of Supply and the ReCo System, Expert Knowledge on Interoperability, and the External Contact Platform. Furthermore, the criteria to categorise Third Country TSOs have been developed and the corresponding groups identified: Energy Community and EFTA countries, countries with specific agreements to accommodate or implement EU legislation, and others. For each category, different recommendations for the key areas of cooperation are given.

ENTSOG and the TSOs followed the provisions of the document. Together with the Energy Community Secretariat, a dedicated meeting with Third Country TSOs was held in 2025 within the framework of the External Contact Platform to exchange expert knowledge and deepen further cooperation.

Furthermore, ENTSOG and UK TSOs maintained regular bilateral coordination through meetings held twice per year.

In 2025, ENTSOG invited TSOs from non-EU countries to participate in several workshops and conferences on the relevant processes and developments in the EU gas transmission sector. Non-EU TSOs (members of the the ReCo Teams) and Energy Community Secretariat also took part in monthly “ReCo Team Europe” calls.

At the same time, ENTSOG and the Energy Community Secretariat continued to exchange information and support coordination between EU and non-EU TSOs.

INTEROPERABILITY AND DATA EXCHANGE

INTEROPERABILITY AND DATA EXCHANGE NETWORK CODE

Europe continues adapting to the fast-changing situation on the gas market, improving cooperation and harmonisation on the main terms and conditions envisaged in the INT NC. With only a few minor procedures that are still in progress, all IPs are operated in accordance with the INT NC requirements.

Additionally, following the adoption of the Hydrogen and Decarbonised Gas Market Package Regulation (EU) 2024/1789 in 2024, ENTSOG has undertaken efforts to implement the obligations outlined in the provisions governing the tasks and activities of ENTSOG and TSOs in interoperability areas such as gas quality, data exchange, security of supply, and solidarity.

UPDATES OF ENTSOG CNOTs FOR DATA EXCHANGE

In 2025, ENTSOG continued to maintain the ENTSOG common network operation tools (CNOTs) with special attention given to the ENTSOG AS4 communication profile.

Monitoring CNOTs:

The ITC KG monitors the adoption of its ITC CNOTS. An annual report is prepared and submitted to the EC (by request of EC) providing an overview of the number of TSO AS4 access points in operation and the volume of Edig@s XML exchanged throughout 2025. The 2025 report shows that more than 2,500 access points were in use by TSOs and that the volume of Edig@s XML messages remained high and stable, with approximately 45 million messages sent and received (the same numbers as in 2024).

These findings confirm that the TSO CNOTs (Edig@s and AS4) are widely adopted and form an integral part of a well-functioning European gas market. The ITC KG continues to improve the availability of validation artefacts, such as tools and technical documentation, for the gas community and maintains the production version of the Edig@s XML validation tool introduced in 2024.

AS4 Updates:

In December 2024, the EC eDelivery Digital Europe Programme (DEP) released an updated AS4 communication profile (V2.0), which forms the basis for the ENTSOG V4.0 profile. This update primarily strengthens AS4 core security features.

Building on this development, ENTSOG worked to ensure that its updated ENTSOG AS4 profile incorporates the required security enhancements to protect gas-sector communications over the next years. The new ENTSOG AS4 Version 4.0 profile was published in May 2025. And provides not only interoperability guidance clarifying mandatory and optional AS4 functionalities but also security guidance aligned with state-of-the-art best practices, including ENISA recommendations and approaches implemented by the EC eDelivery programme.

Follow-up of EASEE-gas developments:

In 2025, ENTSOG continued its close cooperation with EASEE-gas on data exchange matters, participating in the relevant EASEE-gas groups: The Message Workflow and Design Working Group (MWDWG) and the Technology Standards Working Group (TSWG).

As part of the ongoing collaboration between EASEE-gas and GIE, ENTSOG organised and hosted the 5th edition of a joint workshop on data exchange and cybersecurity.

OPERATION OF THE LOCAL ISSUING OFFICE FOR EIC CODES (LIO)

Energy Identification Codes (EIC), governed by ENTSO-E, provide a unique identification of infrastructure objects and entities active within the Internal European Energy Market. EICs are widely used in Electronic Data Interchange to identify parties and objects in the processes related to data exchange, transparency and REMIT. ENTSOG operates a Local Issuing Office (LIO) responsible for the EIC scheme operations. During 2025, ENTSOG continued cooperating with ENTSO-E via the Joint Central Issuing Office CIO/LIO meetings and contributed by maintaining EIC codes on behalf of the ENTSOG TSOs.

In addition, ENTSOG maintained its participation in discussions of ENTSO-E's Gas Role Models/Harmonised Electricity Market Role Model Harmonisation Group and provided technical input for amending definitions of roles and EIC functions.

ANNUAL WORKSHOP ON DATA EXCHANGE AND CYBERSECURITY

In 2025, ENTSOG organised a two-day hybrid, annual workshop covering data exchange and cybersecurity topics. The workshop presenters consisted of experts from EC, ENTSOG, ENISA, GIE, EASEE-gas, service providers and several TSOs and shippers. These experts presented on a range of data exchange issues such as ENTSOG CNOTS "in implementation", highlighting ENTSOG's new AS4 profile's updated security features and discussed the practical aspects of implementing Edig@s® from different user and service providers' perspectives.

On the first day (Data Exchange), the session focused on AS4 and Edig@s XML, highlighting their functionalities and the benefits of implementation. The second day was dedicated to cybersecurity and covered topics such as the evolving cybersecurity threat landscape, international perspectives, and practical experiences from TSOs in implementing NIS 2.0. All presentations (permitted for distribution) from the workshop are available on ENTSOG's event webpage.

GAS QUALITY, HYDROGEN AND CO₂ ACTIVITIES

DEVELOPMENT OF REPORTS RELATED TO GAS QUALITY

Regulation 2024/1789 requests ENTSOG to publish every two years a Gas Quality Monitoring report addressing current and future developments on quality of natural gas and renewable and low-carbon gases, including blends. The first edition of the report was published by ENTSOG in December 2024.

ENTSOG also develops every two years a long-term gas quality monitoring outlook (Gas Quality Outlook – GQO), as per Article 18 of the Network Code on Interoperability and Data Exchange. In 2025, ENTSOG finalised the draft report of the fifth edition of GQO. The publication of the GQO is expected in 2026.

COOPERATION WITH ENNOH, CEN, MARCOGAZ AND EASEE-GAS

In 2025, ENTSOG continued its active cooperation with CEN, Marcogaz and EASEE-gas on the topics of hydrogen quality, gas quality, and renewable and low-carbon gases.

HYDROGEN IN THE TRANSMISSION SYSTEM

In 2025, ENTSOG continued its focus on assessing the possibilities to inject hydrogen into the transmission system via discussions with ENTSOG Members and

the ENTSOG team. These discussions were undertaken to further progress in assessing the tolerance for different levels of hydrogen concentration in the gas grid system and analyse the feasibility and verification of all pathways (hydrogen backbone, methane backbone, and hydrogen/methane blended networks).

ENTSOG also contributed to the EASEE-gas study on the optimal hydrogen purity for Europe by providing technical assistance on the TYNDP 2024 scenario data considered for the study.

Furthermore, to support the cost-effective integration of renewable and low carbon gases such as biogas, biomethane, and hydrogen in the network in accordance with consumers' needs and gas quality requirements, ENTSOG continued its work in analysing the possibilities of deploying smart grid solutions and digital tools for gas quality and hydrogen handling. Assessments include digital systems for online gas quality tracking and forecasting, sensor technologies for interactive and intelligent metering, among others.

ENTSOG continued its dialogue with stakeholders along the gas value chain in the field of gas quality and hydrogen and hosted a workshop in November 2025.

In 2025, ENTSOG was also part of the Supervisor Stakeholders' Group of the Clean Hydrogen Partnership, which met several times over the past year.

METHANE EMISSIONS REDUCTION

The Methane Emissions Regulation (EU) 2024/1787 entered into force on 4 August 2024. ENTSOG has actively supported the EC's initiative for the reduction of methane emissions by providing technical recommendations for the development of the Regulation and by sharing technical expertise to facilitate its

implementation. This work is carried out within the Methane Emissions Joint Expert Group, through which ENTSOG (along with Marcogaz and GERG) provides technical support to GIE and Eurogas in the development of proposals.

CYBERSECURITY

ENTSOG collaborated with GIE through the Joint ENTSOG/GIE Cybersecurity Task Force to deliver work in key policy areas identified by the European Commission, including the NIS 2.0 Directive, the Cyber Resilience Act (CRA), the Critical Entities Resilience Directive (CER), and the potential development of a Network Code on cybersecurity for the gas sector.

ENTSOG also engaged with ENISA and organised a full day workshop at ENISA's premises in Athens in June 2025, at which several TSOs, ENTSOG representatives, and other members of the Cybersecurity Task Force exchanged views on a broad range of cybersecurity topics. In addition, as outlined in ENTSOG's Annual Work Programme, the ITC KG held its annual hybrid cybersecurity workshop in Brussels, attracting participation from ENISA, the EC, TSOs, shippers, and policy advisors.

RECOMMENDATIONS

to Transmission System Operators (TSOs) on their Technical Cooperation with Distribution System Operators (DSOs)

In 2025, ENTSOG developed, for the first time, its Recommendations to TSOs on their Technical Cooperation with Distribution System Operators (DSOs), fulfilling the requirement of Regulation (EU) 2024/1789 to enhance TSO–DSO interface cooperation. The report that include these recommendations was published in May 2025. The recommendations, created in consultation with TSOs and four DSO associations (EUROGAS, CEDEC, GEODE, and GD4S), provide non-binding guidance to technical cooperation on key operational aspects across Europe. They emphasise the strategic importance of TSO–DSO collaboration in managing gas infrastructure and in supporting a resilient, efficient, and decarbonised gas network in the context of the energy transition.

The report outlines practical cooperation points on flow control, measurement of gas quantity and quality, gas pressure, safety, information exchange, operational coordination, and communication procedures at TSO–DSO connection points. It also covers issues such as reverse flows, coordinated handling of maintenance works, and exchanging infrastructure data relevant to renewable and low-carbon gases. Given the wide variation in TSO–DSO practices across Europe due to national frameworks and legacy structures, ENTSOG encourages adoption of these recommendations especially in areas where formal cooperation is not yet established.

While non-binding, the recommendations aim to support integrated system planning and operational alignment, thereby enhancing network flexibility and facilitating the integration of renewable and low-carbon gases. ENTSOG also foresees the future development of similar recommendations with focus on cooperation with hydrogen network operators.



ENTSOG TRANSPARENCY PLATFORM (TP)

ENTSOG's Transparency Platform (TP)¹ provides technical and commercial data on the gas transmission systems, regarding the relevant points such as interconnection points between entry-exit systems, and connection points of the transmission systems with storage facilities, LNG terminals, as well as aggregated entries and exits to and from distribution networks, final consumers, and production facilities.

The ENTSOG TP, launched on 1 October 2014, was developed to improve transparency, user-friendliness, and data publication capabilities. It is a powerful tool that enables ENTSOG's Members and Associated Partners to fulfil their data publication obligations². Observers are also invited to publish data voluntarily on the TP. ENTSOG's Transparency Platform serves as a valuable resource for both internal and external users, providing comprehensive data on the gas transportation market across the European Union and generating a high number of user inquiries.

RELEASED FUNCTIONALITIES AND IMPROVEMENTS

Technological Developments in backend and frontend Systems during 2025 included:

- ▲ Start of the publication of additional gas quality parameters, with the methane, oxygen, and hydrogen content blended in the natural gas system becoming publicly available on the ENTSOG TP as of 5 February 2025, alongside the Wobbe Index (WI) and Gross Calorific Value (GCV).
- ▲ Archiving of historically published data outside the minimum mandated publication timeframe in accordance with the data-retention provisions of Regulation (EU) 2024/1789.
- ▲ Refinements to API call behaviour and backend processes to ensure stable system integration and reliable retrieval of published data.
- ▲ Updates to the platform documentation, including the integration of the new reports, to improve clarity for both TSOs and external platform users.

ENTSOG TP as Inside Information Platform

Since 1 October 2014, a solution for publishing Urgent Market Messages (UMMs) existed on the ENTSOG TP. In 2018, ENTSOG updated the format for the UMMs to comply with the changed layouts required by ACER. As of 1 January 2021, REMIT market participants have been able to publish inside information via Inside Information Platforms (IIPs), as introduced in the ACER Guidance. The disclosure of inside information on an IIP became mandatory with the entry into force of Regulation (EU) 2024/1106.

Publications of inside information via UMMs is open to ENTSOG Members, Associated Partners, Observers, Booking Platforms, Market Area Managers, as well as GIE Members under the mutual backup arrangement. These users utilise a SharePoint form for creating new (versions) of the UMMs as well as an XML solution to transmit the information to the ENTSOG TP automatically¹¹.

As of 2023, ENTSOG Transparency Platform effectively operates as an approved by ACER Inside Information Platform (IIP)¹².

TP User support

TP user requests are continuously addressed, with questions being answered by ENTSOG and TSOs. In 2025, more than 500 questions were answered, demonstrating ENTSOG and TSOs commitment to providing timely and accurate support and information to users. In response to user requests, the development of the ENTSOG TP continues to be monitored and assessed, ensuring that user feedback is taken into account.

TP USAGE, STAKEHOLDER INVOLVEMENT AND DATA PUBLICATION

ENTSOG and TSOs work closely together to ensure the completeness and reliability of the data published on the platform. To meet market expectations for transparent and comprehensive data availability, an internal monitoring process has been established to facilitate the joint efforts of ENTSOG and its Members. This process is continuously evaluated and updated to address changes in functionalities and publication requirements.

In addition to the TSOs' publications, ENTSOG also provides the EC and ACER with customised reports for specific tasks.

TP Usage statistics

Usage statistics for calendar year 2025 are included below:

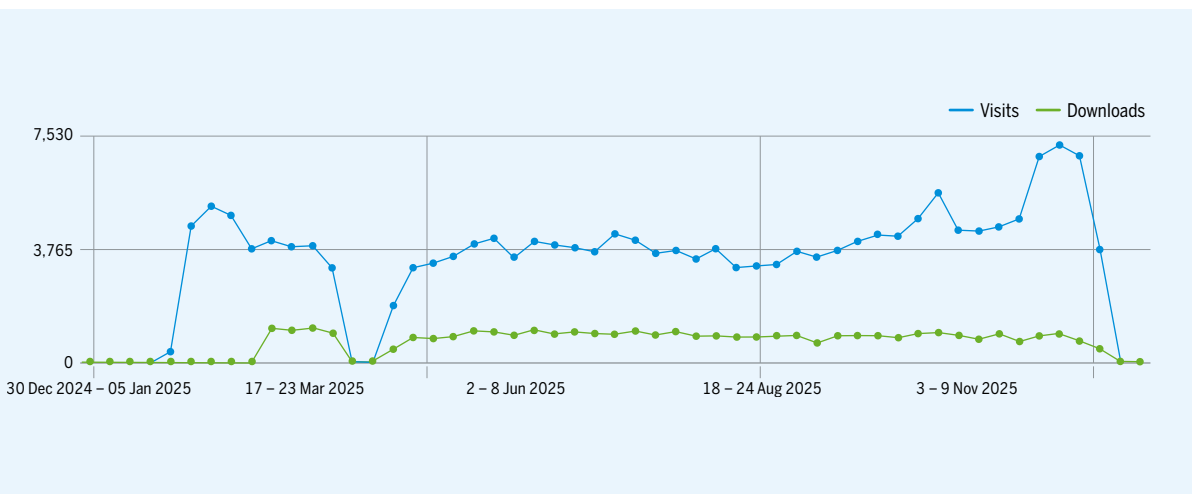


Figure 3: TP visits and download statistics 2025

¹¹ <https://www.acer-remit.eu/portal/list-inside-platforms>

¹² <https://www.acer-remit.eu/portal/list-inside-platforms#>

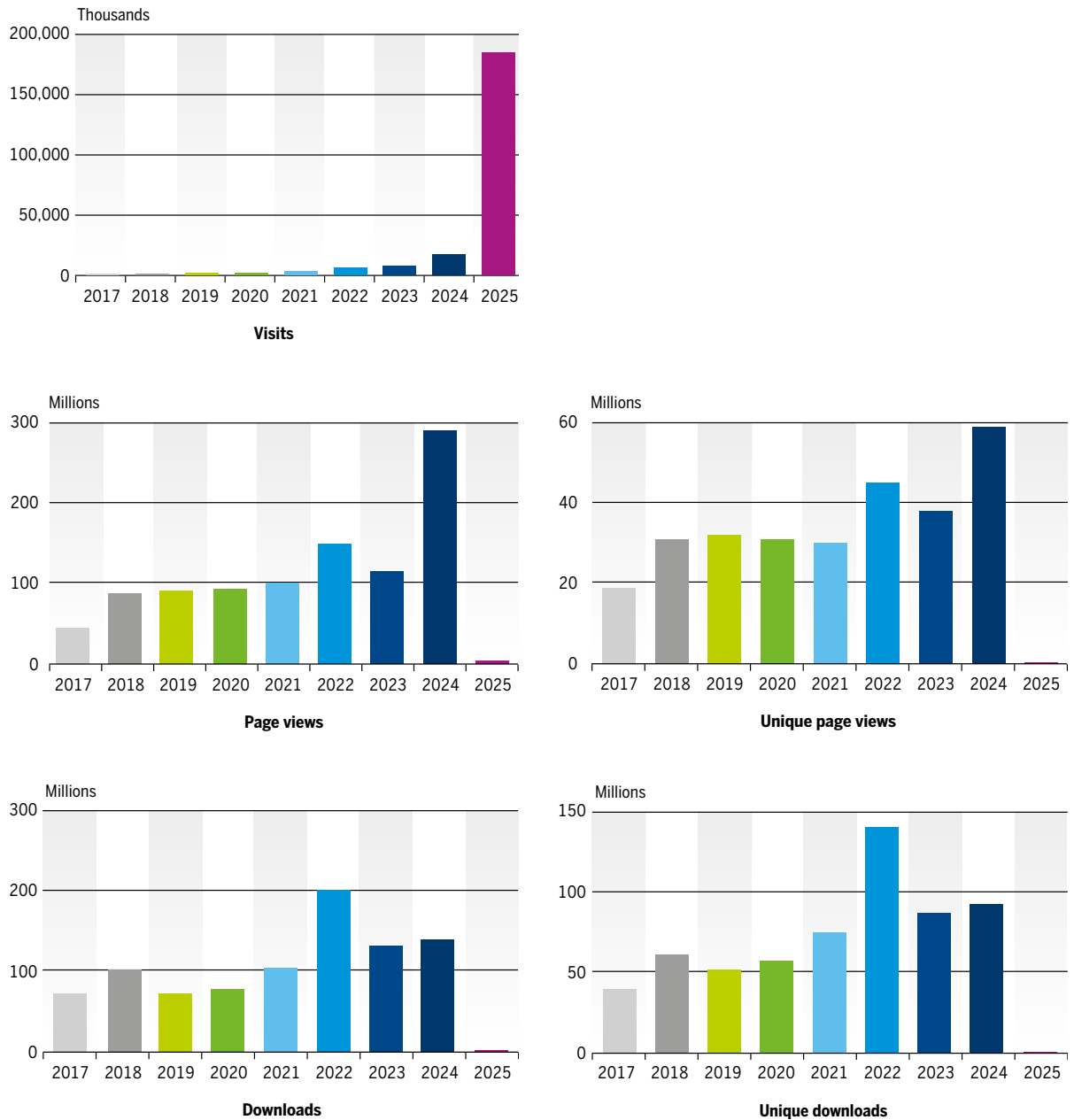


Figure 4: Visit and page view statistics

The number of visits reached a total of 183,449 in 2025. The number of page views reached a total of 1,257,600 in 2025, while the number of unique page views amounted to 857,572. The number of downloads reached a total of 41,176 in 2025, while the number of unique downloads amounted to 37,733. Download statistics do not include downloads performed through API calls. The decrease compared to previous years is mainly attributable to changes in traffic patterns and the mitigation of unusually high traffic volumes observed in previous years.

Data from the TP is retrieved by users through both GUI-based interfaces and dedicated API calls. The ENTSOG's Transparency Platform continues to be an important data source for a wide range of both internal and external users, reflecting continued interest in the data provided.

REMIT ACTIVITIES

Regulation (EU) 1227/2011 on Energy Market Integrity and Transparency (REMIT) and its amendment Regulation (EU) 2024/1106 (revised REMIT) published on 11 April 2024, established rules prohibiting abusive practices in wholesale energy markets and enhancing transparency regarding price-relevant (inside) information. REMIT Regulation mandates the monitoring of wholesale energy markets by ACER in close collaboration with National Regulatory Authorities (NRAs). The objective of REMIT is to detect and prevent market manipulations through robust cross-border market monitoring, facilitating the completion of a fully functioning, interconnected and integrated internal energy market.

Commission Implementing Regulation (EU) No 1348/2014 specifies the information that is required to be reported and outlines the rules to be followed by the market participants with regards to their REMIT reporting to ACER.

ENTSOG's ACTIVITIES AS RRM

Since 2015, ENTSOG has been a Registered Reporting Mechanism (RRM) in accordance with Article 11 of Implementing Regulation (EU) No 1348/2014. On behalf of gas TSOs, ENTSOG reports **aggregated fundamental** data to ACER with regards to the capacity and use of facilities for the transmission of natural gas, including planned and unplanned unavailability of these facilities¹³.

The ENTSOG reporting system was established in line with Commission Implementing Regulation (EU) No 1348/2014 and additional documentation from ACER regarding REMIT. Since 7 October 2015, ENTSOG has consistently provided ACER with a set of aggregated fundamental data for each TSO publishing on the ENTSOG Transparency Platform. This data includes aggregated day-ahead nominations, aggregated final re-nominations, actual physical flows, technical capacity, available firm capacity, contracted firm capacity, total interruptible capacity, available interruptible capacity, contracted interruptible capacity, planned interruption of interruptible capacity, actual interruption of interruptible capacity, planned interruption of firm capacity, and unplanned interruption of firm capacity.

ENTSOG submits the necessary data to ACER's REMIT Information System (ARIS) as received on the TP. For data reporting conducted by ENTSOG on behalf of gas TSOs, ENTSOG provides its members with segregated access for each TSO to the report files submitted to ACER's Reporting Information System for Applying REMIT (ARIS), segregated access for each TSO to the return receipts received by the ENTSOG Reporting

system from ARIS, and a daily report for each TSO on the status of files reported to ACER.

Within the REMIT Reporting process, ENTSOG's duties include submitting data from the ENTSOG TP to ARIS and rectifying and (re)submitting data in the event of technical reporting issues between ENTSOG and ARIS.

Given ENTSOG's responsibilities, the TSOs are tasked with ensuring complete, high-quality, and timely data publication on the ENTSOG TP, keeping track of information provided by ENTSOG about data reported on behalf of TSOs to ARIS. If it is the case that ACER rejects TSO REMIT data for content or functional reasons, the affected TSO is required to resend the relevant information to the ENTSOG TP, which will then be relayed to ACER through the ENTSOG Reporting System.

GAS TSOs' IMPLEMENTATION OF REMIT REPORTING

Commission Implementing Regulation (EU) No 1348/2014 requires gas TSOs to report the following disaggregated information per market participant to ACER:

- ▲ Transaction data: natural gas transportation contracts within the EU between two or more locations or bidding zones, concluded following a primary explicit capacity allocation by or on behalf of the TSO, specifying physical or financial capacity rights or obligations.
- ▲ Fundamental data: day-ahead nominations and final re-nominations of booked capacities, specifying the identity of the market participants involved, and the allocated quantities.

The TSOs reporting obligations under REMIT commenced on 7 April 2016. Following the revision of REMIT, the TSOs have been engaged in activities related to changes in reporting channels for transactions occurring on Organised Marketplaces (OMPs) concerning the transportation of natural gas resulting from primary capacity allocations, for which the OMPs are responsible for reporting in accordance with Article 8 (1a) of REMIT Regulation (EU) No 1227/2011, as amended by Regulation (EU) 2024/1106.

To assist the TSOs with their continuous obligations under REMIT, ENTSOG undertakes several initiatives, including conducting regular discussions on REMIT at the ENTSOG REMIT & UMM KG and ENTSOG Transparency WG meetings, and arranging ad hoc discussion sessions with ENTSOG's Transparency Team, TSOs, and ACER.

¹³ as defined in Article 9 (1) of Commission Implementing Regulation (EU) No 1348/2014



ENTSOG AND GAS TSOs' ENGAGEMENT FOLLOWING THE REVISION OF REMIT

In 2025, ENTSOG and the gas TSOs continues their engagement with the EC and ACER in relation to the ongoing revision of the REMIT framework and related regulatory instruments. In particular, the activities focused on the revision of the REMIT Implementing Regulation and the development of the new Delegated Regulation on Registered Reporting Mechanisms (RRMs) and Inside Information Platforms (IIPs). ENTSOG closely followed the proposals presented by the EC and ACER, carried out internal analysis, and supported the coordination of feedback from gas TSOs.

ENTSOG and the gas TSOs were involved in activities supporting these developments. In this context, ENTSOG participated in two discussion meetings with DG ENER and ACER to discuss proposed changes to the REMIT Implementing Regulation and the Delegated Regulation put forward by the European Commission and ACER, together with gas TSOs. These meetings enabled ENTSOG to coordinate technical questions from TSOs and obtain clarifications from the EU institutions as part of the ongoing revision process. These meetings enabled ENTSOG to raise questions and comments from TSOs and obtain clarifications from the EU institutions as part of the ongoing revision process.

In addition, ENTSOG made interventions during the 38th European Gas Regulatory Forum on the REMIT 2.0 update.

ENTSOG, on behalf of the gas TSOs, responded to the European Commission's public consultations on the revision of the REMIT Implementing Regulation

and the new Delegated Regulation for Registered Reporting Mechanisms (RRMs) and Inside Information Platforms (IIPs), providing consolidated feedback on technical and operational aspects of REMIT reporting, including provision related to the upcoming re-authorisation of RRMs and IIPs. Furthermore, ENTSOG coordinated TSO input for ACER's public consultation on the revision of the Market Participant Registration Format and the CEREMP platform, preparing a consolidated response reflecting the operational considerations shared by Members. For the outreach activities, ENTSOG prepared responses in alignment with the position of GIE.

Moreover, ENTSOG, together with the gas TSOs, ACER and EASEE gas, started preparatory work on revising the REMIT reporting schema for gas transportation contracts. This work involved initial discussions on proposed new data fields, code lists, and the overall structure of the reporting schema, supporting the development of the future reporting framework to be adopted with the revised REMIT secondary legislation foreseen in early 2026.

Alongside these activities, the ENTSOG Transparency Team and the Transparency Working Group were involved in other engagements in 2025, including:

- ▲ ACER REMIT Expert Group meetings
- ▲ ACER RRM User Group webinars
- ▲ ACER IIP User Group webinar
- ▲ ACER AEMP webinars
- ▲ ACER Joint RRM–OMP–AEMP webinars
- ▲ ACER–ENTSOG–TSOs ad-hoc stakeholder discussions

4

SYSTEM DEVELOPMENT SCENARIOS AND INFRASTRUCTURE



The System Development business area covers ENTSOG activities related to scenario development, investment planning and infrastructure assessment for the EU energy system. The main deliverables are short and medium to long-term assessments such as the joint Scenario Report, the Ten-Year Network Development Plan (TYNDP) and Supply Outlooks. In addition, the ENTSOG maps show commitment to transparency and to providing stakeholders with easily accessible and high added-value information. All these deliverables aim at developing a vision of the integrated European energy market and in particular its infrastructure component. This vision is especially important in view of completing the pillars of European Energy Policy to achieve the European energy and climate targets and commitments of the Paris Agreement, the EU Green Deal, and the REPowerEU Plan.

WORK STRUCTURE

The activities within the System Development Area are managed via the Scenario Working Group (SCN WG) and the Investment Working Group (INV WG) and supplemented by the Network Model Kernel Group (NeMo KG).

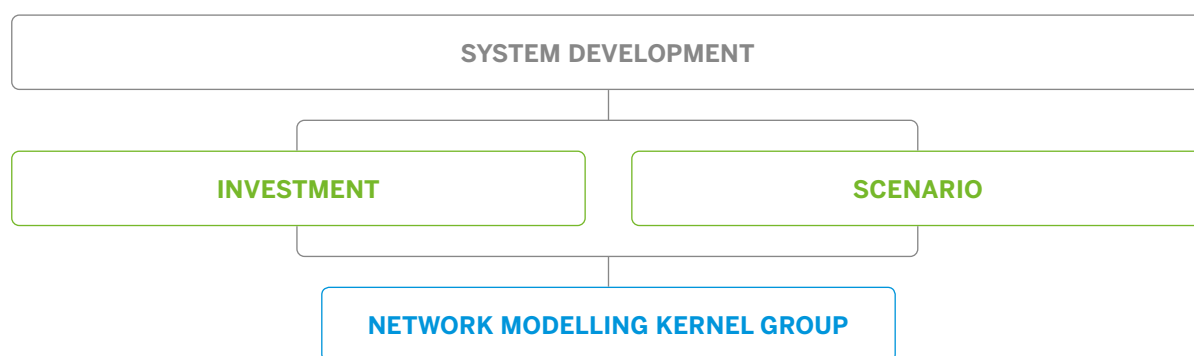


Figure 5: Investment and Scenarios Working Groups and associated Kernel Group

INVESTMENT

The Investment Working Group (INV WG) is responsible for developing regulatory deliverables such as: The Union-wide Ten-Year Network Development Plan (TYNDP), the Winter and Summer Outlooks and the implementation of ENTSOG Cost-Benefit Analysis (CBA) Methodology, including the joint gas and electricity projects CBA methodology, as part of the Interlinked Model. It is also responsible for non-regulatory deliverables such as: Winter and Summer reviews,

and the System Capacity developed in collaboration with Gas Infrastructure Europe (GIE). To produce the above-mentioned deliverables, INV WG is supported by the NEMO KG, that produces and analyses simulation results.

The INV WG meet on a monthly basis (and ad hoc, as required) and comprises of participants representing Member TSOs across Europe.

SCENARIOS

The Scenarios Working Group (SCN WG) is responsible for developing the supply and demand scenarios for ENTSOG deliverables based on analysis of current situation and potential future trends. The SCN WG has been supported by the ENTSOG and ENTSO-E joint Scenario Building Working Group (WGSB), gathering experts from both electricity and gas TSOs, and tasked with developing joint scenarios for the electricity and gas TYNDPs as the corner stone of their Interlinked Model between gas and electricity. This WG

focuses on the operational level in defining assumptions and methodologies for Scenario Building as well as modelling activities.

The SCN WG meets monthly (and ad hoc, as required) and comprises of participants representing Member TSOs across Europe. The WGSB meets weekly and comprises of participants from both gas and electricity TSO's.

ACTIVITIES

INVESTMENT AND SCENARIOS

TYNDP 2024

During the first quarter of 2025, ENTSOG completed the stakeholder consultation of the Hydrogen IGI report¹⁴.

In the second quarter of 2025, ENTSOG completed work on the draft Natural Gas System Assessment report. This report included, for the first time, a biomethane progress assessment, besides the usual security of supply assessments in a series of stress cases. A stakeholder consultation of this document took place, together with Annex E (results analysis tables) and an online visualisation platform. The draft Infrastructure report was also part of this consultation, open between 11 and 30 June.

The draft System Assessment report was published, with stakeholder feedback, on 17 October 2025 on the ENTSOG website, as part of the draft TYNDP 2024 package. The package also included updates to previously published documents and an executive summary, which were prepared during the third quarter of 2025. A notable update, to the Hydrogen IGI report, are simulations with hypothetical ('unlimited') infrastructure assumptions. Furthermore, graphical summary pages were added to the draft Infrastructure Report, as well as additional schematics to Annex D2 – Hydrogen IGI methodology.

The draft TYNDP 2024 package was submitted to ACER for its Opinion on 17 October 2025. ACER subsequently issued a positive Opinion on 16 December 2025.

In parallel and to complement TYNDP activities, during the first half of 2025, ENTSOG provided support to the 2nd PCI selection process under the TEN-E Regulation (EU) 2022/869 by closely cooperating with project promoters, the EC and ACER, to deliver project-specific cost-benefit analyses (PS-CBA) of PCI/PMI candidate projects. The process included the provision of additional analyses and simulation outputs, at the request of the EC. This resulted in the publication of project fiches in October 2025, at the same time as the Draft TYNDP 2024 set of documents. The methodology used for the hydrogen single-sector CBA methodology was approved by the EC in January 2025, complemented by the draft TYNDP 2024 Annex D1 – Implementation Guidelines for Hydrogen project CBA.

During the first half of 2025, the key data-collection for TYNDP 2026 Scenarios was coordinated. The methodologies were developed across multiple workstreams. These methodologies were then consulted in July. A public workshop took place alongside the Stakeholder Reference Group. In the latter half of 2025, the Scenario Building Datasets were finalised and modelling activities accelerated.

¹⁴ The report was consulted with supporting documents, including: the Hydrogen Infrastructure report, hydrogen IGI maps, Annex A (Projects list), Annex B (hydrogen and methane maps by sub-category), Annex C (hydrogen and methane capacities) and Annex D (guidance documents for project CBA, hydrogen IGI and system assessment).

TYNDP 2026

Work on TYNDP 2026 started during summer 2025, with the preparation for the project inclusion guidelines, followed by the project data collection, in Q3. Notably, this was approximately two months¹⁵ earlier than in the TYNDP 2022. Advanced planning was undertaken due to ENTSOG's experience with hydrogen projects from the previous two cycles.

Further, improvements to the dual hydrogen electricity model began at the end of summer. In parallel, review of methodology and assumptions for hydrogen infrastructure gap identification, system assessment for hydrogen and methane, as well as project CBA, was initiated. After considering the views of ENTSOG members, the proposed assumptions were communicated for review to ACER and the EC in December, in advance of the stakeholder consultation of the TYNDP 2026 Annex D, planned in March of the following year.

PROJECT COLLECTION FOR TYNDP 2026

During the second half of 2025, ENTSOG commenced work on the TYNDP 2026 project collection activities. The preparation phase of TYNDP 2026 project collection started with the publication of the TYNDP 2026 Guidelines for Project Inclusion and promoter guidance documents in September 2025 ahead of the start of the data collection.

Submission phase for TYNDP 2026 project collection took place between 29 September and 26 October. ENTSOG analysed project submissions and compliance with the technical and administrative criteria of TYNDP 2026 projects during the check phase. The last step of the TYNDP 2026 project collection during 2025 allowed promoters to correct and complete its submissions to TYNDP 2026.

SEASONAL SUPPLY OUTLOOKS AND REVIEWS

The objective of the Supply Outlooks (which are required by Regulation (EU) 2024/1789) is to assess the flexibility offered by gas infrastructures for each of the oncoming Summer and Winter seasons, by considering the latest supply and demand trends, which are shown in the corresponding review reports. Seasonal reviews are an ENTSOG initiative based on the internal analysis of the supply-and-demand trends used to support the TYNDP and Supply Outlooks. ENTSOG publishes these analyses to share the results with stakeholders.

In 2025, ENTSOG continued providing an additional support to the EC. The scope of the delivered Outlooks and Reviews has been defined with the intention to address beforehand how Europe could adapt in case of a full Russian gas supply disruption and how winter preparedness could be secured, factoring in summer gas storage injections.

Summer Supply Outlook reports focused on the ability of the gas infrastructure to allow market participants to reach high storage levels at the end of the summer gas season, based on the actual storage levels at the beginning of the injection time horizon. The analysis also includes the Winter Overview (where the consecutive six months are also investigated) and is completed using sensitivities targeting different stock levels under different supply situations.

The Summer Supply Outlook 2025 report identified that, on 1 April 2025, EU gas storage levels stood at 34 % (388 TWh/~35 bcm), lower than in the previous two years due to the extensive use of storage facilities during the preceding winter. ENTSOG assessed that, to replenish storage in preparation for winter 2025/2026, Europe would require higher LNG imports compared to previous summer seasons, given the relatively low starting levels at the beginning of the 2025 injection season. ENTSOG recommended that it is therefore essential to start gas storage replenishment as early as possible and that any unplanned maintenance or supply disruptions could place additional pressure on the refilling season. At the same time, ENTSOG reported that existing European gas infrastructure and newly commissioned projects, including LNG terminals, are increasing import capacity and flexibility. The report suggested that this enables greater LNG inflows and more efficient cooperation among Member States, thereby strengthening energy security in the EU.

The Winter Supply Outlook reports explore the evolution of the underground storage inventories across the winter gas season while ensuring the supply-and-demand balance during specific high-demand situations. The robustness of the report is complemented by a sensitivity analysis on the different climatic profiles of the winter and additional Summer Overview where possibilities for the winter preparedness were investigated. As in previous analyses conducted prior to the Russian invasion of Ukraine, ENTSOG has again included potential disruption scenarios in its assessment for the Winter Supply Outlook 2025/26. This assessment covers two disruption scenarios originally defined in the Union-Wide simulation Report, namely the disruption of the largest offshore infrastructure to continental EU, and disruption of all imports from Algeria in scenario with no supply of pipeline gas from Russia.

¹⁵ In the TYNDP 2024 process, project data collection was held between 22 November and 23 December 2023, while for TYNDP 2026, it took place between 29 September and 26 October 2025.

The results of the Winter Supply Outlook 2025/26 analysis showed that on 1 October 2025, EU storage level (83 % or 943 TWh on 1 October 2025) was 10 % lower than the level at the same time last year. The assessment showed that European gas infrastructure, including newly commissioned projects, can meet demand while maintaining UGS stock above 3 % through the 2025/26 winter, with limited dependence on Russian supplies where LNG is sufficient. It also reported that storage remains essential for seasonal flexibility, as 31 % of supply during winter 2024/25 came from storage, and low or early withdrawals could reduce system resilience during high-demand events. Securing adequate LNG imports is critical, particularly under Cold Winter conditions, with demand response measures needed if LNG is limited. Cold Winter scenarios are especially challenging, often reducing storage to strategic reserve levels, underscoring the need for coordinated planning, sufficient storage, reliable LNG imports, and demand response to maintain system balance and ensure supply security.

ENTSOE and ENTSOG cooperated on their Winter Outlook reports: the ENTSOE Winter Outlook reflected the ability of the power system to cope with gas security-of-supply situations that may affect gas-fired generation.

In addition to the Seasonal Review reports, ENTSOG produces a regular update of the Seasonal Supply Outlook Monitoring dashboard where the stakeholders can track the factual storages evolution in Europe in comparison to the seasonal outlooks results.

These reviews establish the basis to define the input data and methodology of subsequent reports. In addition to the focus on the supply-and-demand adequacy, the reviews go further by analysing the trend of the gas demand for power generation as well as of providing an insight on gas prices and traded quantities at the main European hubs.

SYSTEM CAPACITY MAP 2026

The INV WG was involved in the work to publish the System Capacity Map 2026, which presents supply and demand trends alongside the latest capacity data.

The System Capacity Map also highlights how gas market changes have impacted the European gas system, reflecting the capacity changes and the addition of ad-hoc projects in response to the energy crisis.

This System Capacity Map 2026 was finalised in December 2025 and published in January 2026. ENTSOG publishes the System Capacity Map in collaboration with GIE on an annual basis.

ENTSO-E/ENTSOG CONSISTENT AND INTERLINKED MODEL

To achieve EU targets in the most efficient way, it is essential to obtain a holistic overview of the energy system. The Interlinked Model (ILM) is a key step in this regard, as it aims at ensuring that the interaction of gas and electricity sectors together is considered when assessing the value of infrastructure projects.

In 2025, ENTSOG and ENTSOE submitted the draft ILM Report in line with the October 2025 deadline included in the Hydrogen and Decarbonised Gas Package Regulation (EU) 2024/1789. ENTSGOs received feedback from ACER, who suggested improvements, including further developments and further clarifications. Their key focus was on an aligned system needs assessment across carriers. ENTSGOs received final inputs from the European Commission, post ACER feedback, before the final submission of the ILM Report to the European Commission.

To complement the final report ENTSGOs and ENNOH have developed an ILM Roadmap. The document assesses key future developments such as the integration of the methane system into the model, testing of a joint System Need Assessment based on investment modelling and further alignment of the Cost Benefit Analysis processes within ENTSOG, ENTSOE and ENNOH.

ENTSO-E/ENTSOG JOINT TYNDP SCENARIO REPORT

The TYNDP 2026 scenarios process started in June 2024. To fully comply with ACER's framework guidelines, this scenario cycle will contain a Central Scenario (National Trends+) and two variants. Aligned with the approach of the TYNDP 2024 scenario process, the central scenario aims to be based on the National Energy and Climate Plans (NECPs) and national policies. The variants, high- and low-economy variants, are developed as 'stress tests' to support the robustness of the Central Scenario. The Central Scenario as well as the variants will comply with EU targets.

In July 2025 a public workshop and public consultation was hosted by ENTSOG. This stakeholder engagement workshop presented the input data, assumptions and methodologies for the TYNDP Scenarios process, including:

- ▲ The Demand projections by sector and carrier,
- ▲ Electricity generation and flexibility assumptions,
- ▲ Gas, hydrogen, CO₂ and biomethane assumptions,
- ▲ Commodity prices,
- ▲ Technology costs and Import potentials,
- ▲ Market and grid modelling methodologies,

- ▲ Weather year selection methodology, Scenario “grid methodology”,
- ▲ Scenarios Innovation Roadmap.

This consultation was the first milestone in the TYNDP 2026 process. In parallel, a further consultation on the new Economic Variants took place.

Following this, the ENTSO's finalised the methodologies and assumptions to enable modelling activities to commence.

The TYNDP 2026 Scenario Report will be published in Q2 2026.

SUPPORT TO REGIONAL GROUPS FOR 2ND PCI/PMI SELECTION PROCESS UNDER REVISED TEN-E

In 2025, ENTSOG actively engaged in the PCI/PMI Cooperation Platform activities and in providing its technical support to the Regional Groups, through its technical contribution to the activities of the Cooperation Platform. This Platform is composed of the EC, ACER and the ENTSOs, and aims at streamlining the work of Regional Groups.

ENTSOG has provided support to the second PCI/PMI selection process under TEN-E Regulation (EU) 2022/869 by closely cooperating with the EC throughout the first half of 2025.

ENTSOG has provided feedback through the PCI/PMI Cooperation Platform to the different documents published by EC as part of the PCI/PMI process. More specifically, ENTSOG provided feedback to the Methodology for needs identification and to the Methodology for assessing the hydrogen and electrolyser candidate PCI/PMI projects 2025 exercise.

In close cooperation with PCI/PMI promoters, ENTSOG shared draft PS-CBA results of PCI/PMI candidates in May 2025. Following this deliverable, ENTSOG complemented the PS-CBA analysis by providing extra sensitivities to B1, B2 and B4 benefit indicators, that was integrated in the PS-CBA analysis and considered by EC in its methodology for assessing hydrogen infrastructure in the 2nd PCI/PMI process.

In the second quarter of 2025, ENTSOG supported PCI/PMI project promoters in the analysis of PS-CBA results.

SUPPORT TO GAS COORDINATION GROUP AND EUROPEAN COMMISSION

The Gas Coordination Group (GCG) is a platform established by Regulation (EU) 944/2010, introducing measures of safeguarding the security of gas supply.

The role of the GCG is to exchange information and best practices, and to facilitate security of supply standards and to support supply-and-demand balance, especially in case of critical situations. Members include the EC, representatives of EU Member States, ENTSOG, and other international organisations, as well as industry.

In 2025, ENTSOG continued assessing the short- and mid-term impacts on gas market and transmission operations triggered by the invasion of Ukraine by Russia. ENTSOG presented results of its assessment, highlighting the rationale and assumptions, input data, simulation results and also the potential impact of numerous combinations of events on the results. ENTSOG delivered all ad hoc analyses for the EC and GCG, providing tools helpful to determine measures such as demand response, storage targets, and storage trajectories, among others.

Under the revised Security of Gas Supply Regulation, as amended by Regulation (EU) 2024/1789, ENTSOG presented at the 39th Madrid Forum in May 2025 a proposal for a new mid-term analysis covering a ten-year horizon. Developed in cooperation with relevant stakeholders, the infrastructure assessment framework emphasises flexibility options and the contribution of gas infrastructure to the security of supply for the electricity system in the context of the energy transition and sector integration. The Madrid Forum welcomed this strategic approach and invited ENTSOG to present the developed framework at its next meeting in 2026.

Find the complete report on our TYNDP-Scenarios-website:

2026.entsos-tyndp-scenarios.eu



5

MARKET NETWORK CODES & GUIDELINES AND MARKET ASSESSMENT



The Market Team is responsible for providing expertise on the development and monitoring of the market-related NCs and GLs that enable the functioning of the internal European gas market. The Team regularly liaises with the Energy Community, providing support in their NCs and GLs development and implementation activities. It also plays a role in addressing market aspects of industrial carbon management, demand aggregation, guarantees of origin, and other areas.

In addition to the work on the NCs and GLs, the Market Team is responsible for the jointly managed ACER and ENTSOG FUNC Process, which addresses not only potential adjustments to the implementation of NCs, but also to include possible issues which might require future Network Code adaptations.

Work in 2025 focused on practical and innovative measures undertaken by TSOs to support the EU's climate-neutrality and energy-transition objectives. These measures, and their implications for EU competitiveness, security of supply and sustainability, require assessment in terms of their potential impact on the functioning of the internal gas market.

WORK STRUCTURE

The work within the Market Area is organised within the Market Working Group (MAR WG) and four Kernel Groups (KGs) dedicated to specific topics



Figure 6: Kernel Groups and associated with Market area

The MAR WG meets monthly (and on an ad-hoc basis when required) and comprises participants representing Member TSOs across Europe. The MAR WG is responsible for ENTSOG's activities related to capacity, balancing and tariffs. This covers all matters linked to the CAM NC (including the CMP Guidelines), BAL NC and TAR NC, as well as any forthcoming regulatory initiatives in these areas.

The work within the MAR WG is managed via their corresponding KGs, with more specialised tasks. The activities of BAL, CAP and TAR KGs are coordinated through the MAR WG. Another subgroup of the MAR WG is the GO Kernel Group, which deals with Guarantees of Origin (GO). ENTSOG also co-chairs, alongside Gas Infrastructure Europe (GIE), the "GO Prime Movers" Group, coordinating actions on this topic alongside industry stakeholders.

The work areas addressed in the NC Kernel Groups are as follows.

CAPACITY

The Capacity KG (CAP KG) is responsible for ENTSOG's activities related to the allocation of existing and incremental capacity, with a focus on the implementation, application and functioning of the CAM NC (Regulation (EU) No 2017/459) and rules on congestion management established through the Commission Decision of 24 August 2012 on amending Annex I to Regulation (EC) No 715/2009 (repealed by Annex I Chapter 2 to Regulation (EU) 2024/1789 in February 2025) (CMP GLs). The CAP KG has also been responsible for ENTSOG's activities related to implementation and operational issues raised through the Functionality Process that are connected to CAM NC or CMP GLs.

Furthermore, the CAP KG is responsible for the monitoring of CAM NC and the CMP GLs and developing monitoring reports on the implementation and effect of the CAM NC and CMP GLs. The CAP KG also analyses and provides feedback to ACER's monitoring reports on the same topics, where necessary.

Where requested, the CAP KG provides appropriate input to the update of Common Network Operation Tools (CNOT) – comprising Business Requirements Specifications (BRS) for the CAM NC and the CMP GLs document and Message Implementation Guideline (MIG).

BALANCING

The Balancing KG (BAL KG) is responsible for ENTSOG's tasks related to balancing activities in transmission systems, with a focus on the implementation, application and functioning of the BAL NC (Regulation (EU) No 312/2014). The BAL KG is responsible for providing expert knowledge and guidance to ENTSOG members and external parties on balancing-related topics. One key activity, among others, is developing

the biennial BAL NC Implementation and Effect Monitoring Report.

Where requested, the BAL KG also provides appropriate input to the update of Common Network Operation Tools (CNOT) and contributes to the development of issues solution related to BAL in the Functionality Process.

TARIFFS

The Tariff KG (TAR KG) is responsible for providing expertise, monitoring, and development of the TAR NC (Regulation (EU) No 2017/460). One key activity, among others, is developing the biennial TAR NC Implementation and Effect Monitoring Report, which looks at the implementation status and progress of the TAR NC and its effects.

Overall, the TAR KG is active to inform and support proposals of the MAR WG on TSO tariffs and revenues, especially in the context of asset repurposing for the transition to hydrogen. As such, it monitors developments on tariffs in EU Member States and of stakeholders' proposals on asset repurposing and revenue regulations.

ACTIVITIES

In 2025, the MAR WG alongside other ENTSOG WG's, contributed to the development of policy options to enable the uptake of renewable and low-carbon gases in the European market. The ENTSOG MAR team and ENTSOG Members were involved as experts for the online course "EU Gas Network Codes" organised by both ENTSOG and the Florence School of Regulation on the following NCs and GLs: BAL, TAR, CAM NCs and CMP and TRA GLs.

KERNEL GROUPS AND JOINT PROCESSES

CAPACITY ALLOCATION MECHANISMS KERNEL GROUP

In 2025, ENTSOG published the annual auction calendar for the 2026/2027 gas year.

The CAP KG has actively monitored the CAM NC amendment process started by ACER in December 2023 and pursued by the European Commission throughout 2025. The CAP KG also prepared proposals for the amendments to CAM NC, responded to DG ENER on the proposed amendments and submitted their proposals. On the first workshop, organised by DG ENER and ACER in November 2025, the CAP KG provided feedback and input for the discussion on the proposed amendments.

BALANCING KERNEL GROUP

In 2025, the BAL KG continued to support ENTSOG members in the implementation of the BAL NC.

In line with ENTSOG's monitoring obligations under Article 8 (8) of Regulation (EC) 715/2009, and, from February 2025, Article 26 (7) of Regulation (EU) 2024/1789, the BAL KG carried out data collection in the last quarter of 2025 to prepare the 2026 edition of the BAL NC Implementation and Effect Monitoring Report.

ENTSOG also collected BAL data for the ACER Gas Dashboard¹⁶.

TARIFF KERNEL GROUP

In 2025, the TAR KG continued to support ENTSOG members in the implementation of the TAR NC.

In line with ENTSOG's monitoring obligations under Article 8 (8) of Regulation (EC) 715/2009, and, from February 2025, Article 26 (7) of Regulation (EU) 2024/1789, the TAR KG carried out data collection in the last quarter of 2025 to prepare the 2026 edition of the TAR NC Implementation and Effect Monitoring Report, taking into consideration discussions with ACER.

In 2025, the TAR KG was also involved in the implementation of Regulation (EU) 2024/1789 and Directive (EU) 2024/1788, especially in regard of tariff measures to support renewable and low-carbon gases.

¹⁶ See the latest ACER's gas balancing dashboard [here](#).

JOINT NETWORK CODE FUNCTIONALITY PROCESS

The established Joint FUNC Process, co-managed by ENTSOG and ACER and supported by the European Commission, is aimed at reaching commonly recommended solutions on implementation and operational issues within the existing NCs and GLs. It provides stakeholders a possibility to raise and discuss issues as well as an opportunity to be involved in developing solutions, which aim at commonly recommended non-binding guidance.

The Gas Network Codes Functionality Platform enabled stakeholders to raise implementation and operation issues via the web interface and gives an overview of all reported issues and their status. Since its introduction in 2016, the perceived limited scope – only NC implementation, functional or operational issues could have been raised on the platform – was outlined as a potential barrier to submission of Network Code related issues. Therefore, in

the summer of 2017, in conjunction with ACER, the scope of the Functionality Process was broadened to allow any issue related to the Network Codes to be included. In addition, the number of potential Network Codes and Guidelines was also expanded to include the Transparency Guidelines and the TAR NC. In July 2018, the first issue solution was published on the Functionality Platform, related to ex-post interruptible capacity discounts.

In 2025, no new issues were submitted to the Gas Network Codes Functionality Platform, and all previously submitted cases were either resolved or closed due to ineligibility. As no issues were under review or in development, the interaction platform was discontinued on 14 November. However, the ACER-ENTSOG FUNC Process remains operational, and stakeholders can continue to submit new issues via the functional mailbox (support@gasncfunc.eu). All previous submitted cases and related documentation are available on ACER's website¹⁷.

MARKET ASSESSMENT

In 2025, the Market Area continued to evaluate relevant policy and legislative initiatives in the EU gas sector and examined practical and innovative TSO actions which could facilitate the energy transition whilst maintaining security of supply and promoting competition.

MAR WG provided updates to the ENTSOG Liaison Group, worked with the INT WG, Legal Advisory Group and other relevant ENTSOG groups.

MARKET NETWORK CODES IMPLEMENTATION AND EFFECT MONITORING

ENTSOG is required to publish monitoring reports on implementation as well as on effects of the CAM NC, TAR NC, BAL NC and CMP GLs. The monitoring requirements differ across the Network Codes for the frequency of the reports' publications.

In the first half of 2025, ENTSOG published the Implementation and Effect Monitoring Reports for the

CAM NC and the CMP GL. For a general overview of these reports and their main findings, their executive summaries are provided below.

However, the executive summaries of the 2026 editions of the Implementation and Effect Monitoring Reports for the TAR NC and BAL NC will be included in the ENTSOG 2026 Annual Report.

CAM NC IMPLEMENTATION AND EFFECT MONITORING 2025 REPORT

The CAM NC Effect Monitoring, published in May 2025, analyses the impact of the CAM NC on the European gas market using three key indicators. These indicators were calculated for the 2022/2023 and 2023/2024 gas years and, when available, compared with historical data.

The analysis of indicator CAM.1 shows a decrease in the share of bundled capacity allocated in relation to the total capacity allocated on the primary market.

¹⁷ See the archives on ACER website's dedicated page [here](#).

CAM.1: RATIO OF BUNDLED CAPACITY ALLOCATED RELATIVE TO THE TOTAL CAPACITY ALLOCATED

Year	Product	Yearly	Quarterly	Monthly	Daily
2015/2016	Bundled firm capacity	25,369.20	1,054.10	6,408.70	9,056
	Total firm capacity	80,892.40	12,937.90	22,999.90	28,425
	Ratio	31.36 %	8.15 %	27.86 %	31.86 %
2016/2017	Bundled firm capacity	2,535,733	13,766	16,866	6,182
	Total firm capacity	3,358,315	17,944	30,855	36,751
	Ratio	75.51 %	76.72 %	54.66 %	20.24 %
2017/2018	Bundled firm capacity	121,026	24,611	56,076	13,868
	Total firm capacity	194,987	40,467	88,162	44,125
	Ratio	62.07 %	60.82 %	63.61 %	31.43 %
2018/2019	Bundled firm capacity	146,100	61,280	25,363	20,148
	Total firm capacity	241,222	75,777	34,956	37,908
	Ratio	61 %	81 %	73 %	53 %
2019/2020	Bundled firm capacity	192,521	18,843	17,630	19,330
	Total firm capacity	281,001	65,777	42,272	36,424
	Ratio	68.51 %	28.65 %	41.71 %	53.07 %
2020/2021	Bundled firm capacity	157,003	34,494	72,396	256,712
	Total firm capacity	233,495	61,853	84,233	272,316
	Ratio	67.24 %	55.77 %	85.95 %	94.27 %
2021/2022	Bundled firm capacity	451,439	146,436	117,790	835,380
	Total firm capacity	491,833	167,202	136,888	859,543
	Ratio	91.79 %	87.58 %	86.05 %	97.19 %
2022/2023	Bundled firm capacity	312,811	43,685	29,628	30,758
	Total firm capacity	343,193	59,770	39,629	52,861
	Ratio	91.15 %	73.09 %	74.76 %	58.19 %
2023/2024	Bundled firm capacity	163,558	22,790	16,550	23,583
	Total firm capacity	178,462	32,232	23,475	37,120
	Ratio	91.65 %	70.71 %	70.50 %	63.53 %

Table 6: CAM.1: Ratio of bundled firm capacity allocated over the total firm capacity allocated in MWh/h/y

Indicator CAM.2 shows that the share of bundled capacity relative to total firm capacity reallocated by secondary market trades has also decreased.

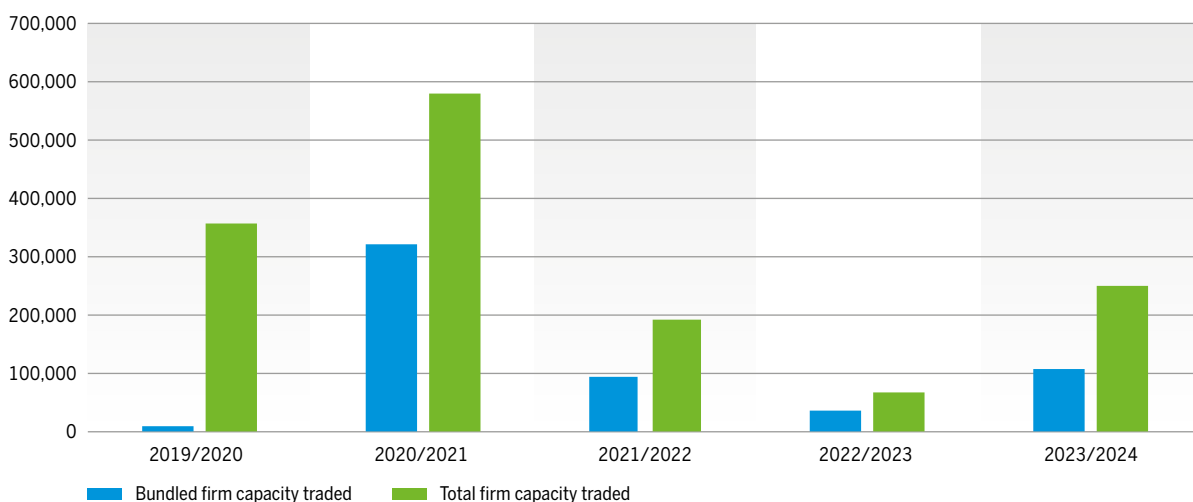


Figure 7: Bundled firm capacity traded on the secondary market related to total firm capacity traded on the secondary market in MWh/h/y

Indicator CAM.2.1 shows that the amount of bundled capacity allocated on the secondary market is volatile compared to the capacity allocated through auctions.

Ratio bundled firm capacity allocated at the secondary market relative to bundled capacity allocated through auctions									
Gas Year	2015 2016	2016 2017	2017 2018	2018 2019	2019 2020	2020 2021	2021 2022	2022 2023	2023 2024
Bundled firm capacity allocated through auctions	41,888.00	2,572,547.00	215,581.00	252,891.91	248,323.45	520,605.05	1,551,044.57	416,882.53	226,481.07
Bundled firm capacity allocated on the secondary market	511.40	13,369.00	1,835.00	10,339.54	9,520.33	321,719.88	96,979.58	35,470.48	110,304.08
Ratio	1.22 %	0.52 %	0.85 %	4.09 %	3.83 %	61.80 %	6.25 %	8.51 %	48.70 %

Table 5.3: CAM.2.1: Total bundled firm capacity allocated on the secondary market relative to bundled firm capacity allocated through auctions. Volumes of the capacity in MWh/h/y.

CMP GL IMPLEMENTATION AND EFFECT MONITORING 2025 REPORT

The CMP GL Implementation and Effect Monitoring report, published in May 2025, reflects the status of the CMP GL implementation end of 2024, and shows the effect of the CMP GL for the Gas Years (GY) 2022/2023 and 2023/2024. Information was collected by ENTSOG from European gas TSOs. ENTSOG has aimed at producing a report which can be considered supplementary to ACER's reports. ENTSOG's focus is to identify to what extent the main aims of the CMP GLs have been achieved.

The implementation monitoring part of this report shows that only one TSO did not implement the CMP GL measures by the end of 2024 and these measures were expected to be implemented by October 2025. In addition, this report shows that the CMP measure Firm Day Ahead Use It or Lose It (FDA UIOLI) has been used by twenty TSOs, and the measure has had an effect when used.

The effect monitoring part of this report shows the gas years under analysis have a significantly higher level of congestion than the previous years. The gas year 2022/2023 shows the highest level of congestion, which was to be expected since the gas flows from Russia decreased. The 2023/2024 gas year shows a potential trend of decrease in congestion. Furthermore, the current ways of offering additional capacity through existing CMP mechanisms allow network users to access the market in situations where

IPs are contractually congested. The reallocation of this capacity was relatively low, which indicates a low market interest.

To ensure efficient processes to include the results of the NC monitoring in each Annual Report, ENTSOG will include the executive summary results of BAL NC and TAR NC Implementation and Effect Monitoring in the Annual Report 2026.

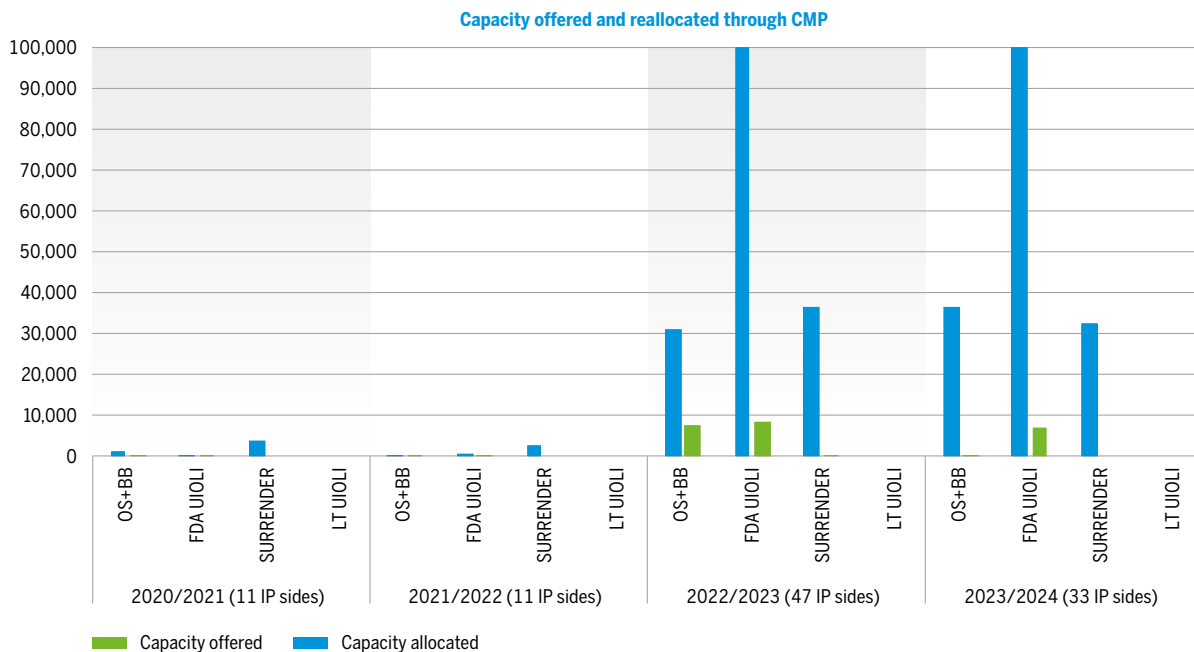


Figure 8: CMP capacity offered and reallocated in the last four gas years

ENTSOG REPORT ON INJECTION OF RENEWABLE AND LOW-CARBON GASES INTO THE GAS NETWORK – 2025 EDITION

The requirements of Article 26(3i) of Regulation (EU) 2024/1789 mandate the creation of a yearly overview on injections of renewable gas and low-carbon gas into the natural gas network. For the first edition published in 2025¹⁸, all ENTSOG members were asked to supply data on injection of biomethane and renewable

hydrogen into their gas networks for the given period. ENTSOG received data for all necessary Member States.

The 2026 edition of the report is a stand-alone report.

18 See the first edition of ENTSOG's report on injection of renewable and low-carbon gases into the gas network (gas year 2023/2024) [here](#) (page 62).

6

STRATEGY, POLICY AND COMMUNICATION



In 2025, as Europe continued its efforts to diversify supply sources and accelerate the energy transition, ENTSOG members worked to decarbonise the gas grids and progress with the development of infrastructure repurposing for renewable and low carbon gases. The SPC Business Area supported these efforts by facilitating stakeholder dialogue and value chain cooperation, particularly in relation to key legislative developments. This included coordination on external messaging and ENTSOG contributions to public consultations on the EU Grids Package, the Electrification Action Plan, and the CO₂ Markets and Infrastructure legislative initiative, as well as the development of recommendations for the EU Clean Industrial Deal.

Furthermore, SPC engaged in dialogue with the hydrogen industry and other stakeholders as part of the Transmission and Distribution Roundtable of the Clean Hydrogen Alliance, with ENTSOG acting as Facilitating Organisation during Q1 and Q2 of 2025. SPC was also actively facilitating development of the joint Hydrogen Infrastructure Map in Q4 2025.

To promote Energy System Integration, SPC coordinated with a wide range of stakeholders to promote the integration of all energy carriers. The business area monitored numerous EC studies, consultations and stakeholder workstreams including dialogue ahead of Madrid, Florence and Copenhagen Fora. The Business Area coordinated all the external communications of ENTSOG, including management and preparation for public participation related to the future of the European infrastructure.

In 2025, SPC also facilitated informal cooperation among TSOs across the hydrogen and CO₂ value chains by providing inputs and maintaining coordination and communication with relevant stakeholders. These were primarily carried out through platforms such as the Advisory Panel for Future of Gas Grids, alongside a range of related activities held throughout 2025.

ENTSOG SPC developed and managed relevant partnerships with research centres, for example: Florence School of Regulation, Copenhagen School of Energy Infrastructure, New Energy Business School, as well as national and international think tanks. SPC also cooperated with DSOs to ensure TSO-DSO exchange of information.

ENTSOG hosted and co-hosted various events, including its Annual Conference in December 2025 “Cooperating for a more Integrated, Secure and Affordable Energy System”. The Conference took place shortly after the launch of the EU Grids Package and provided a timely platform for high-level exchanges on the latest and much anticipated proposal. In addition, ENTSOG actively contributed and participated to numerous events hosted by the European Commission and other stakeholders’ events, e.g., Madrid, Copenhagen Forum, Florence Forum, the fifth ICM Forum, the sixth PCI Energy Days and European Sustainable Energy Week (EUSEW) 2025.

The business area continuously supported managerial activities by provision of information sharing of resources, networks and relevant knowledge to feed into the internal strategic debate. SPC oversaw promotion of ENTSOG activities to its Members and the external environment, by involving relevant stakeholders, by contributing to consultations, participating in conferences and fora as discussion partner or speaker, but also by maintaining a close dialogue with media representatives.

Finally, the SPC Business Area coordinated the ENTSOG Annual Report and the ENTSOG Annual Work Programme, with input from all ENTSOG business areas.

WORK STRUCTURE

The ENTSOG EPR WG is responsible for coordinating ENTSOG's activities related to EU policy developments – legislative actions, policy communications, action plans announced by the European Commission, European Parliament resolutions and other initiatives, as requested by the ENTSOG Board.

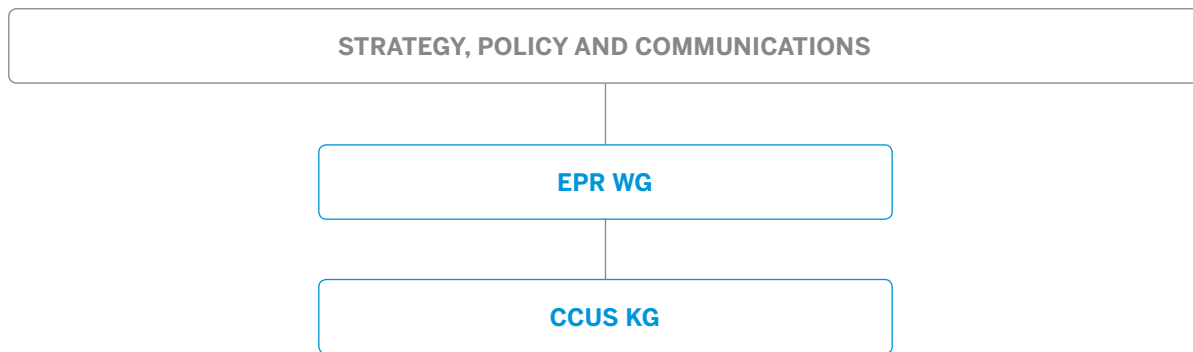


Figure 9: Working and Group Kernel Group associated with SPC area

Both the EPR WG and CCUS KG meet monthly, with ad-hoc meetings convened as needed. The EPR WG is managed and coordinated by the SPC business area, in close cooperation with all ENTSOG business areas. Some ad-hoc activities were addressed to the EPR WG, as determined by the Board and/or GA.

The CCUS KG is a collaborative group bringing together all ENTSOG business areas. It provides expertise, support, and proposals related to CO₂ transport and infrastructure. The group is co-chaired by all ENTSOG business areas and coordinated by SPC.

ACTIVITIES

The EPR WG was responsible for developing proposals for ENTSOG's positions in relation to the EU Grids Package, Electrification Action Plan, Clean Industrial Deal, the CO₂ Markets and Infrastructure legisla-

tive initiative and other relevant regulatory developments. In addition, the EPR WG steered the works of the CCUS KG.

Picture courtesy of Gassco



TOPICS THAT THE EPR WG MANAGED IN 2025 INCLUDE:

- Implementation of the Hydrogen and Decarbonised Gas Market Package
- EC Calls for Evidence and Public Consultations on EU Grids Package
- Initial analysis of the EU Grids Package proposal published by EC
- EC Call for Evidence and Public Consultations on CO₂ Markets and Infrastructure legislative initiative
- Response to EC's Clean Industry State Aid Framework (CISAF)
- EC Call for evidence and public consultation on Electrification Action Plan
- Development of ENTSOG recommendations for the Clean Industrial Deal
- Stakeholder engagement processes, including European Commission fora and the Advisory Panel for Future Gas Grids

In addition, the EPR WG monitored evolving narratives on energy infrastructures, decarbonisation and competitiveness, as expressed by electricity, hydrogen, and CO₂ industry stakeholders, and perspectives from EU Member States. The WG also provided regular updates to the ENTSOG GA, ENTSOG Board and cooperated with other relevant WGs, in particular the MAR WG.

The Advisory Panel on Future of Gas Grids provided information material for TSOs in their discussions on gas regulatory framework held at national level and reported to Members on all ENTSOG bilateral, multi-lateral and public engagement.

THE KEY ACTIVITIES OF THE EPR WG FOR 2025 ARE LISTED BELOW:

1. Strategy proposals:

- Continued strategic focus regarding the implementation of the Gas Regulation and of the Gas Directive (Hydrogen and Decarbonised Gas Market package).
- Providing a set of recommendations in view of the publication of the EU Clean Industrial Deal.
- Net zero goals within the framework of the EU Industrial Policy.

2. Policy Updates:

- Monitored key energy and climate policy/regulatory developments put forward by EU institutions.
- Planning, technical, market and financial considerations for CO₂ transport.
- Monitored and engaged where relevant to EU analytical works (EC studies and stakeholder engagement processes)

3. External engagement:

- Engagement in the EC's Clean Hydrogen Alliance's Roundtable on Clean Hydrogen Transmission and Distribution.
- Continued engagement in ENTSOG's Advisory Panel for Future Gas Grids.
- Continued engagement in the Stakeholders' Reference Group.

- Coordination with hydrogen project promoters, e.g., TSO/DSOs/LSOs and SSOs as well as demand and production stakeholders on the Hydrogen Infrastructure map.
- Hosting the ENTSOG Annual Conference 2025: Cooperating for a more Integrated, Secure and Affordable Energy System.

4. Communication proposals:

- Provided recommendations on ENTSOG's priorities in dialogue with the EC, Parliament, and ACER.
- External and internal communication in response to stakeholder interest and queries.
- Engaged in dialogue with industry, gas and other key EU stakeholders.

5. Information sharing:

- Provided information material for TSOs in their discussions on gas regulatory framework held at national level.
- Reported to Members on all ENTSOG bilateral, multilateral and public engagement.
- Provided Members with regular security of supply updates across the gas withdrawal seasons.

7

ENTSOE MANAGEMENT SUPPORT



The management team has five support groups which provide compliance, financial and other services across the association. These are Legal, Financial, HR, IT and Administration.

ACTIVITIES

In 2025, the Management Support Team continued to provide support to the business areas and management in Brussels, and work with ENTSOG members. Support is through the Legal, HR, Finance, and IT functions to ensure there is a robust platform

for the activities and deliverables of ENTSOG's business areas. They are also responsible for organisation of the meetings of the GA and the Board, as well as those for the Liaison Group, the Legal Advisory Group, and the Financial Committee.

LEGAL

The Legal Team, either internally or together with the Legal Advisory Group (LAG) which meets on a monthly basis, contributes to the work and deliverables of all the ENTSOG business areas. This includes the interpretation of Network Codes and other legal texts applicable to ENTSOG and the TSOs as well as the support to the other business areas for addressing Network Codes Functionality Platform issues. Other work undertaken includes development of regulatory input for any relevant legislative frameworks.

In 2025, the Legal and Corporate Team facilitated the secretariat of the EU-UK Gas TSOs TF, created in 2021. This was done in accordance with the Working

Arrangements Agreement approved by the decision-making bodies of ENTSOG and of the UK TSOs to comply with the "Brexit" Trade and cooperation agreement concluded between the EU and the UK. This TF ensures a ongoing dialogue between the UK TSOs and ENTSOG.

The Legal and Corporate Team assisted the General Director in some bilateral contact with other non-EU delegations, as well as ensured the internal day to day way of working of ENTSOG by contributing to the organisation of the GA and Board meetings and assisting the HR, administration and communication services as well as the management.

HR AND FINANCE

ENTSOG Human Resources continued with a well-prepared recruitment process, so that the relevant resources and competences were in place to perform the requested activities. ENTSOG has a strong focus on the resource allocation as well as the relevant hand-over processes to ensure the performance of the organisation vis-à-vis the required deliverables.

With regards to financial reporting, ENTSOG created and implemented clear and efficient accounting procedures and controls in 2025. ENTSOG's Financial Statement for 2025 is included in this report, the approval of which is supervised by an internal Financial Committee.

IT

In 2025, ENTSOG embarked on a series of IT projects aimed at enhancing efficiency, scalability, and collaboration across its operations. The list of the main IT projects for 2025 include the following:

- ▲ Streamlining and fine-tuning of the Azure cloud infrastructure supporting ENTSOG's diverse projects.
- ▲ TP Upgrade to newer version of technologies: the database behind the TP was upgraded to the latest version, on-going TP backend and frontend upgrade.
- ▲ Developing Geographical Information Systems (GIS) software for the System Development projects (built on ESRI ArcGIS).
- ▲ ENTSOG continued to update the H₂ map developed using ESRI ArcGIS, enhancing spatial analysis.
- ▲ On-going SharePoint upgrade to the latest version.
- ▲ PDWS (data warehouse) and TP Performance enhancements.
- ▲ Developing the Projects Data Collection Portal and managing the H₂ topology for TYNDP and PCI.
- ▲ Developing ReCo, the new/updated collaboration tool for emergency situations.
- ▲ Code review and upgrade of the Dept tool for Tariffs to align with business needs.
- ▲ Development of the PLEXOS simulation tool for System Development team.
- ▲ Improvements to office IT software and hardware.
- ▲ Moving reports and visualisations to Microsoft Power BI.
- ▲ Usage of Azure Data Factory for various ETL needs for processing data.
- ▲ Upgrading the RRM system so that it uses a secured VPN connection with ACER ARIS system used for REMIT purposes.

Beside the above listed projects, the IT team also have worked on recurrent projects in 2025 – the PCI, Project Submission Portal, Capacity Transmission Map, and Summer/ Winter Outlook / Review data collections.

8

RESEARCH AND DEVELOPMENT AT ENTSOG



Each year, ENTSOG aims to improve and progress its way of working, by assessing its tools, methodologies, and approaches, some of which are summarised in Sections below.

In 2025, ENTSOG kept working closely with its Members to develop innovative products and services to facilitate the future role of gas in the overall European energy mix and to meet energy and climate targets. There will be challenges such as maintaining resilient and diverse security of supply, dealing with fluctuating gas quality, growing renewable, low-carbon and decarbonised gases content, framing the proper conditions for connecting low carbon, decarbonised and renewable gas production, planning for hydrogen,

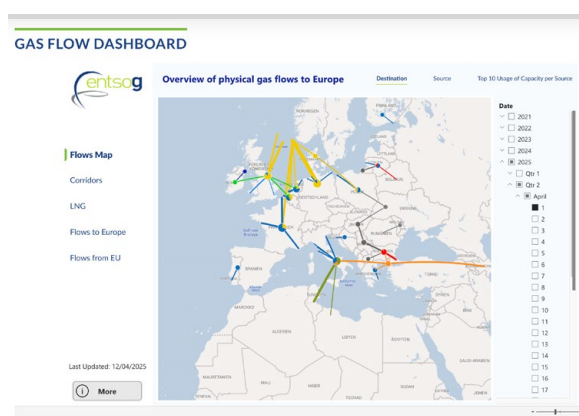
biomethane and CO₂ being used in gas grids or designing new data flows between TSOs and DSOs. Nevertheless, gas systems offer long-distance transportation, long-term energy storage, decarbonisation potential, competitive and cost-saving options through repurposing of existing gas infrastructure and short-term demand management support tools. ENTSOG aims to continuously address these challenges by innovating with R&D assessments and tools.

DEVELOPMENT OF REGIONAL COORDINATION SYSTEM FOR GAS (RECO) 2.0 PLATFORM

ENTSOG continued its work in 2025 on developments and improvements of the Regional Coordination System for Gas (ReCo) 2.0 platform. These improvements included providing visualisation of a relevant range of data on an EU level to monitor the security of gas supply and to support the TSOs' dispatching centres and ReCo Team Europe during normal and emergency conditions.

The ReCo 2.0 platform provides TSOs with the most relevant information to contribute to a more efficient and secure management of the system. The platform is used by ENTSOG and TSOs during the ReCo Team Europe calls, and on a daily basis, to monitor gas flow patterns, gas demand fluctuations, and to identify any risks to the security of gas supply.

GAS FLOW AND STORAGE DASHBOARD UPDATES



To have a more detailed overview of the gas market situation, ENTSOG developed data dashboards¹⁹ to assess the European gas market behaviour, usage of gas storage facilities, and gas flow patterns, which were published on ENTSOG's website for stakeholders' use. The information presented in the dashboard

is sourced from ENTSOG's Transparency Platform and GIE's AGSI Transparency Platform. Data are presented in an aggregated form based on the interconnections points, gas supply corridors, and risk groups as defined in the Regulation (EU) 2017/1938 of the European Parliament and of the Council of 25 October 2017 concerning measures to safeguard the security of gas supply, to ensure coherence with the terminology most often used by participants of the European gas sector.

In 2025, ENTSOG continued to improve the ENTSOG European Gas Flow Dashboard through a comprehensive update of all pages. The enhancements focused on improving data consistency, usability, and clarity, allowing stakeholders to better monitor gas flow patterns across Europe. The updated dashboard provides a more user-friendly interface, clearer visualisation of cross-border flows, and improved access to relevant operational information.

¹⁹ <https://gasdashboard.entsog.eu/>

PRE-NORMATIVE RESEARCH PROJECT – ENTSOG IN ADVISORY BOARD

ENTSOG is a member of the Advisory Board of the PilgrHYm project, a pre-normative research project funded by the European Union under the Clean Hydrogen Partnership. The project was still ongoing in 2025 and ENTSOG participated in its capacity of member of the Advisory Board. The project aims to develop protocols and guidelines for repurposing existing gas pipelines for hydrogen use and brings together more than twenty actors from the gas value chain.

The project will conduct a comprehensive testing programme on small-scale laboratory specimens that represent the EU gas grids. This approach will address safety concerns, regulatory gaps, and research needs related to the compatibility of current pipelines with hydrogen.

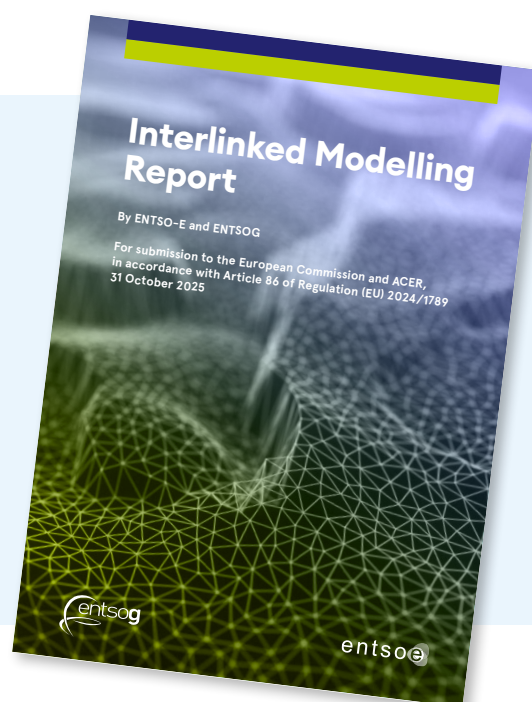
ENTSO-E/ENTSOG CONSISTENT & INTERLINKED MODEL DEVELOPMENT

Regulation (EU) 2022/869 (Article 11 (10)) requires that by 24 June 2025, ENTSO-E and ENTSOG will jointly submit to the EC and ACER a consistent and progressively integrated model to provide consistency between single sector methodologies based on common assumptions including electricity, natural gas and hydrogen transmission infrastructure as well as storage facilities, LNG and electrolyzers.

ENTSO-E and ENTSOG in 2021 and in 2022 have worked on the development of a consistent process for the inclusion of an 'infrastructure dual assessment' in TYNDPs as well as of a methodology for its application. In 2024 the interlinked modelling developed an electricity hydrogen integrated model which explored the impact of cross sectoral planning on the cost benefit analysis during the TYNDP 2024 process.

In 2025, the ENTSOG and ENTSO-E submitted the draft ILM Report in line with the October 2025 deadline mentioned in Regulation (EU) 2024/1789. ENTSOs received feedback from ACER on their perceived improvements, which include further developments and further clarifications. Their key focus is on an aligned system needs assessment across carriers. ENTSOs received final inputs from the European Commission, post ACER feedback, before the final submission of the ILM Report to the European Commission.

To complement the final report the TF ILM have developed an ILM Roadmap included in the same file. The document looks at key future developments such as the integration of the methane system into the model, testing of a joint System Need Assessment based on investment modelling and further alignment of the Cost Benefit Analysis processes within ENTSOG, ENTSO-E and ENNOH.



9

ENTSOE BOARD AND TEAMS

Luis Ignacio Parada
Enagás S.A.



Robert Bosnjak
Plinacro



Valerie Hackl
Gas Connect Austria



Matija Bitenc
Plinovodi



Pierre Duvieusart
ENTSOE President
NaTran



ENTSOG BOARD

During 2025, the ENTSOG General Assembly approved the following changes within ENTSOG's Board:

- ▲ Mr. **Pierre Duvieusart** as President of the association, in replacement of Mr. **Bart Jan Hoevers**
- ▲ Replacement of Gasunie Transport Services B.V. representative Mr. **Bart Jan Hoevers** with Mr. **Jeroen Zanting**;
- ▲ Replacement of Energinet representative Mr. **Jeppe Danø**, with Ms. **Kia Marie Jerichau**;

Listed below are ENTSOG Board members, as of **31 December 2025**.

Matthias Jenn
bayernets

Olli Sipilä
Gasgrid Finland Oy

Pascal De Buck
Fluxys Belgium S.A.

Elzbieta Kramek
GAZ-SYSTEM

Con O' Donnell
Gas Networks Ireland

Kia Marie Jerichau
Energinet



Gaetano Mazzitelli
Snam Rete Gas S.p.A.

Jeroen Zanting
Gasunie Transport Services B.V.



ENTSOG TEAMS



MANAGEMENT

From left to right:
Pierre Duvieusart (President),
Piotr Kuś (General Director)

MARKET BUSINESS TEAM

From left to right: Alexandra Kiss, Karolina Golonka, Laurent Percebois, Eric Brands, Mathilde Blanchard, George Wüstner.
Above: Thomas Huigen



SYSTEM DEVELOPMENT BUSINESS TEAM

From left to right: Alexandra Kiss, Simona Marcu, Isabell Kolonko, Arturo de Onis Romero-Requejo, Kacper Żeromski, Sylvia Angyalová, Pierre Marani, Diana Fathelbajanova, Axelle de Cadier de Veauce.
Below from left to right: Maria Castro, Dante Powell, Aisling Wall, Petronella Brauers, Hugo Calisto, Mads Vejblly Boesen, Rafail Tsalikoglou



SYSTEM OPERATION TEAM

From left to right: Panagiotis Panousos, Diana Volkova, Alexandra Kiss, David Gil.
Above from left to right: Lorella Palluotto, Douglas Hill, Elnaz Safi, Anton Kolisnyk



ENTSOG TEAMS

STRATEGY, POLICY & COMMUNICATION TEAM

From left to right: Roberto Francia, Sara Piskor, Carmel Carey, Koralia Ioannou, Mauro Barbosa



MANAGEMENT SUPPORT TEAM

From left to right: Agata Musial, Rebecca Hilltout, Elisa Asensio, Piotr Kuś, Karolina Golonka, Bogdan Gugescu, Mauro Barbosa. Above from left to right: Hubertine Soares, Sahar Aithlou



ENTSOG FINANCIAL STATEMENT 2025

The Financial Statement 2025 was approved by the ENTSOG General Assembly on 23 April 2026.

Values EUR	Code	2025 01.01.-31.12.2025	2024 01.01.-31.12.2024
BALANCE SHEET AFTER APPROPRIATION			
ASSETS			
FORMATION EXPENSES	20		
FIXED ASSETS	21/28	70,038.85	77,338.42
Tangible fixed assets (explanation 6,1,2)	22/27	69,538.85	76,838.42
Furniture and vehicles	24	55,368.60	55,722.36
240000 – Furniture – acquisitions (D)		350,865.16	350,865.16
240009 – Furniture – depreciations (D)		-347,897.59	-346,904.72
241000 – Office equipment – acquisitions (D)		197,918.91	166,515.78
241009 – Office equipment – depreciations (D)		-145,517.88	-114,753.86
Other tangible fixed assets	26	14,170.25	21,116.06
260009 – Property kept as immovable property rese (D)		-765,797.74	-758,851.93
264000 – Expenses from fitting-out rented propret (D)		779,967.99	779,967.99
Financial fixed assets (explanation 6,1,3)	28	500.00	500.00
288000 – Cash guarantees (D)		500.00	500.00
CURRENT ASSETS	29/58	2,778,686.25	2,334,813.70
Amounts receivable within one year	40/41	55,029.70	115,864.61
Trade debtors	40	55,029.70	115,864.61
400000 – Customers (D)		55,029.70	115,864.61
Cash at bank and in hand	54/58	2,723,656.55	2,214,370.01
550000 – Bank account (D)		1,222,602.69	213,316.15
550003 – ING SUB 300 (D)		1,500,000.00	2,000,000.00
570000 – Cash in hand (D)		351.04	351.04
571000 – Cash in device (D)		702.82	702.82
Deferred charges and accrued income		490/1	4,579.08
491000 – Accrued income (D)			4,579.08
GL accounts not in the standard Belgian schema	AXX		
TOTAL ASSETS	20/58	2,848,725.10	2,412,152.12

Values EUR	Code	2025 01.01.–31.12.2025	2024 01.01.–31.12.2024
EQUITY AND LIABILITIES			
CAPITAL AND RESERVES	10,15	1,373,971.44	1,213,160.70
Funds of the association or foundation (explanation 6,2)	10	619,892.00	619,892.00
100000 – Issued Capital (C)		619,892.00	619,892.00
Allocated funds and other reserves (explanation 6,2)	13	300,000.00	300,000.00
133000 – Reserves available for distribution (C)		300,000.00	300,000.00
Accumulated profits (losses)	(+)/(-) 14	454,079.44	293,268.70
140000 – Accumulated profits (C)		454,079.44	293,268.70
PROVISION AND DEFERRED TAXES (explanation 6,2)	16		
AMOUNTS PAYABLE	17/49	1,474,753.66	1,198,991.42
Amounts payable within one year (explanation 6,3)	42/48	296,463.24	507,927.41
Trade debts	44	231,389.15	444,335.80
Suppliers	440/4	231,389.15	444,335.80
440000 – Suppliers (C)		237,626.02	444,335.80
440300 – Suppliers – to regularise (C)		-6,236.87	
Taxes, remuneration and social security	45	65,074.09	63,591.61
Taxes	450/3	-85,702.86	-71,543.11
451900 – Current VAT account (C)		-85,702.86	-75,263.72
453000 – Professional withholding tax – expired (C)			3,720.61
Remuneration and social security	454/9	150,776.95	135,134.72
454000 – Social Security payable – expired (C)		4,455.46	-29,979.58
455000 – Net salaries and wages payable – expired (C)		2,034.60	3,632.58
456000 – Provision for holiday pay – employees (C)		144,286.89	161,481.72
Accruals and deferred income	492/3	1,178,290.42	691,064.01
492000 – Accrued charges (C)		378,977.21	508,805.01
492100 – Accrued charges ENNOH (C)		49,605.06	
493000 – Deferred income (C)			182,259.00
493100 – Deferred income Ennoh (C)		749,708.15	
GL accounts not in the standard Belgian schema	BXX		
TOTAL LIABILITIES	10,49	2,848,725.10	2,412,152.12

Values EUR

Code

2025

2024

01,01,-31,12,2025

01,01,-31,12,2024

INCOME STATEMENT

Operating income and charges

	(+)/(-) 9900	2025	2024
Gross operating margin		1,633,673.23	1,363,260.40
Turnover	70	10,705,454.15	9,557,384.96
700000 – Sales & Provided services (C)		10,550,653.33	9,332,805.61
740200 – Various recoveries (Partena/Acerta) (C)		1,694.74	8,700.00
740900 – Withholding tax not to pay (C)		59,661.35	48,828.96
745200 – Meal-checks (employees intervention) (C)		2,725.00	2,871.06
745900 – Sundry recovered costs (C)		88,217.73	161,893.33
749100 – Benefit in kind (C)		2,502.00	2,286.00
Raw materials, consumables, services and other goods	60/61	9,071,780.92	8,194,124.56
610000 – Rent land and buildings (D)		652,983.63	671,837.54
610100 – Rent plant, fittings and fixtures (D)		2,332.97	501.50
610200 – Rent machinery and equipment (D)		13,579.42	20,057.77
610300 – Maintenance informatica (D)		1,545.50	1,548.00
611000 – Maintenance land and buildings (D)		309,225.04	55,013.57
612400 – Prints and office supplies (D)		280,383.03	40,654.30
612410 – Documentation (D)		37,015.73	29,569.63
613000 – Third party commissions (D)		37.99	
613100 – Fees and service benefits (D)		3,457,122.61	3,628,584.42
613101 – Fees		26,180.00	
613102 – Fees		150,000.00	75,384.61
613105 – Fees		192,000.00	172,000.00
613107 – Fees		655,066.67	730,000.00
613108 – Fees		1,135,000.00	1,119,000.00
613109 – Fees		210,000.33	116,666.33
613111 – Fees			105,000.00
613113 – Fees		176,000.00	176,000.00
613114 – Fees		440,336.00	160,000.00
613115 – Fees		200,000.00	
613119 – Fees		498,166.67	517,000.00
613123 – Fees		54,666.67	105,000.00
613129 – Fees		70,000.00	
613150 – External training charges (D)		43,758.50	23,885.00
613160 – Meetings organised by EntsoG (D)		185,106.97	195,014.54
613170 – Conference fees (attendance) (D)		15,920.00	17,910.00
613200 – Subscriptions to professional organisations (D)		19,375.00	16,500.00
613500 – Legal publications (D)		-54.82	315.82

Values EUR	Code	2025 01.01.-31.12.2025	2024 01.01.-31.12.2024
613700 – Telephone (D)		2,378.48	911.23
613710 – Cell phone (D)		18,366.24	20,283.76
613730 – Postal charges (D)		7,263.36	4,763.06
613801 – Catalogues, printed matter and document (D)			910.00
613816 – Charges of restaurants (D)			18,529.94
614000 – Insurance fire, CR, theft, electronic (D)		3,770.04	3,810.63
614600 – Civil responsibility insurance (D)		1,089.82	1,068.45
615100 – Travel/moving costs (local) (D)		2,720.54	3,407.17
615101 – Travel/moving costs (abroad) (D)		210,444.53	162,997.29
Remuneration, social security costs and pensions	(+)/(-) 62	1,440,084.14	1,569,998.51
620200 – Salaries employees (D)		857,658.03	938,294.71
620210 – End of year premium employees (D)		56,926.33	65,070.21
620250 – Double holiday pay employees (D)		52,645.95	69,221.74
621200 – Employer's contribution for social secur (D)		256,947.39	291,610.83
622200 – Group insurance employees and executives (D)		57,662.52	65,627.88
623000 – Insurances – Personnel (D)		13,683.19	10,555.26
623100 – Misc, fringe benefits (D)			19,210.15
623130 – Frais de déplacement empl (D)		4,615.96	5,891.90
623210 – Meal-checks employees (D)		16,896.00	20,912.00
623213 – Costs typical for the employer – employe (D)		60,152.21	
623230 – Wage bonus employees (D)			36,385.56
623280 – Increase in provision for holiday pay em (D)		144,286.89	161,481.72
623290 – Utilisation provision for holiday pay em (D)		-161,481.72	-141,362.97
623312 – Sport et culture/Eco – Chèque (D)		4,152.00	2,895.00
623410 – Medical service and pharmaceutical produ (D)		1,002.57	1,437.54
623442 – Personnel party (D)			2,521.00
623447 – Food and beverages (D)		24,936.82	20,245.98
625200 – Accrual personnel costs (D)		50,000.00	
Depreciation of and other amounts written off formation expenses. intangible and tangible fixed assets	630	38,702.70	54,819.86
630200 – Depreciation of tangible fixed assets (D)		38,702.70	54,819.86
Other operating charges	640/8	7,568.89	5,983.19
640800 – Various taxes (D)		7,568.89	5,983.19

Values EUR	Code	2025 01.01.-31.12.2025	2024 01.01.-31.12.2024
Operating profit (loss)	(+)/(-) 9901	147,317.50	-267,541.16
Financial income (explanation 6,4)	75/76B	21,154.64	52,578.22
Recurring financial income	75	21,154.64	52,578.22
751300 – Income from time deposits (C)		21,154.54	47,998.44
751400 – Bank interests (C)			4,579.89
757000 – Received discounts from supplier (C)			-0.07
757010 – Payment differences on purchase (C)		0.10	-0.04
Financial charges (explanation 6,4)	65/66B	7,661.40	6,576.42
Recurring financial costs	65	7,661.40	6,576.42
650090 – Interests on late payments (D)			41.85
654000 – Realised exchange losses (D)	99.27		
657000 – Other financial charges (D)	27.00		
657010 – Payment differences on sales (D)			-0.17
658100 – Bank charges (D)		7,535.13	6,534.74
Profit (Loss) of the financial year before taxes	(+)/(-) 9903	160,810.74	-221,539.36
Taxes on the result	(+)/(-) 67/77		-4,890.82
670010 – Withholding tax on interest (D)			-4,890.82
Gain (loss) of the period	(+)/(-) 9904	160,810.74	-226,430.18
Profit (loss) of the financial year available to be appropriated	(+)/(-) 9905	160,810.74	-226,430.18

PROCESS PROFIT / LOSS

Profit (loss) to be appropriated	(+)/(-) 9906	454,079.44	293,268.70
Profit (loss) of the financial year available to be appropriated	(+)/(-) (9905)	160,810.74	-226,430.18
Profit (loss) carried forward from the previous financial year	(+)/(-) 14P	293,268.70	519,698.88
790000 – Profit brought forward (C)		293,268.70	519,698.88
Withdrawal from equity: funds, allocated funds and other reserves	791		
Addition to allocated funds and other reserves	691		
Profit (loss) to be carried forward	(+)/(-) (14)	454,079.44	293,268.70
693000 – Profit to be carried forward (D)		454,079.44	293,268.70

PRESS RELEASES AND STAKEHOLDER WORKSHOPS/EVENTS

PRESS RELEASES 2025

13 Jan	ENTSOG and GIE publish their joint System Capacity Map 2025	29 Sep	ENTSOG commences project collection for the Ten-Year Network Development Plan (TYNDP) 2026
22 Jan	ENTSOG publishes revision of the Union-wide simulation of gas supply and infrastructure disruption scenarios report	01 Oct	ENTSOG appoints new President
11 Feb	ENTSOG recommendations to support affordable energy prices and enhance competitiveness	02 Oct	Call for project promoters to submit new and updated project information for Hydrogen Infrastructure Map update
28 Feb	ENTSOG publishes Cost-Benefit Analysis Methodology for hydrogen infrastructure projects following approval by the European Commission	09 Oct	ENTSOG publishes its Winter Supply Outlook 2025/26 (with Summer 2026 Overview) and Winter Supply Review 2024/25
07 Apr	Post-Brexit Working Arrangements agreed between ENTSOG and the UK TSOs	20 Oct	ENTSOG publishes draft TYNDP 2024 for submission to ACER
10 Apr	ENTSOG publishes its Summer Supply Outlook 2025 (with Winter 2025/26 overview) and Summer Supply Review 2024	31 Oct	ENTSOG and ENTSO-E publish their joint Interlinked Modelling Report
29 Apr	ENTSOG publishes its Annual Report 2024	18 Nov	ENTSOG and ENNOH publish their joint report on Criteria for Natural Gas Infrastructure Repurposing
12 May	ENTSOG publishes CAM NC and CMP GL Implementation and Effect Monitoring Reports	12 Dec	Stakeholders at ENTSOG's Annual Conference emphasise the benefits of cooperation through an integrated energy system
13 May	ENTSOG publishes recommendations to TSOs on technical cooperation with DSOs	15 Dec	ENTSOG publishes the Capacity Allocation Mechanisms (CAM) Network Code "Capacity Auction Calendar" for 2026/2027
11 Jun	ENTSOG publishes draft TYNDP 2024 Natural Gas System Assessment & Infrastructure Reports and opens stakeholder consultation	16 Dec	ENTSOG publishes its Annual Work Programme 2026
14 Jul	ENTSOG opens stakeholder consultation on its draft Annual Work Programme (AWP) 2026	17 Dec	Updated Hydrogen Infrastructure Map shows adjustment of timeline for hydrogen projects' commissioning
05 Sep	ENTSOG publishes updated version of its open standard communication protocol (AS4) to enhance secure data exchange in the gas sector		

ENTSOG STAKEHOLDER CONSULTATIONS, EVENTS AND WORKSHOPS 2025

15 Jan	ENTSOG's TYNDP 2024 Infrastructure Gaps Identification Report – presentation & discussion event	24 Sep	Guidelines for Project Inclusion for TYNDP 2026 - Online webinar
30 Jan	Guarantee of Origin (GO) Prime Movers Union Database (UDB) – 3 rd Workshop	01–02 Oct	Workshop on Data Exchange and Cybersecurity
Feb–Apr	FSR /ENTSOG online 8 th Gas Network Codes course	2 Oct	14 th Meeting of Advisory Panel for Future Gas Grids
06 Mar	ENTSO-E & ENTSOG TYNDP 2026 Scenarios Process Update & Innovation Roadmap Webinar	19 Nov	ENTSOG Gas Quality Workshop 2025
23 Jun	TYNDP 2024 stakeholder event – draft Natural Gas System Assessment Report & Infrastructure Report	19 Nov	Public webinar: Winter Outlook 2025–2026 – Joint ENTSO-E and ENTSOG presentation
04 Jul	Workshop on the TYNDP 2026 Scenarios draft input data and methodologies	10 Dec	ENTSOG Annual Conference 2025: Cooperating for a more integrated, secure and affordable energy system

Picture courtesy of terranets bw



LIST OF ABBREVIATIONS

ACER	Agency for the Cooperation of Energy Regulators	DSO	Distribution System Operator
AEMP	Associations of energy market participants	EASEE-gas	European Association for the Streamlining of Energy Exchange – gas
AR	Annual Report	EC	European Commission
API	Application Programming Interface	EEA	European Economic Area
ARIS	ACER's REMIT Information System	EFTA	European Free Trade Association
AS4	Applicability Statement 4	EIC	Energy Identification Code
AWP	Annual Work Programme	EnC	Energy Community
BAL KG	Balancing Kernel Group	ENCS	European Network for Cyber Security
BAL NC	Balancing Network Code	ENISA	European Union Agency for Cybersecurity
BRS	Business Requirement Specifications	ENNOH	European Network of Network Operators for Hydrogen
CAM NC	Capacity Allocation Mechanism Network Code	ENTSO-E	European Network of Transmission System Operators for Electricity
CAP KG	Capacity Kernel Group	ENTSOG	European Network of Transmission System Operators for Gas
CBA	Cost-Benefit Analysis	EPR WG	European Policies and Regulations Working Group
CEDEC	European Federation of Local and Regional Energy Companies	EU	European Union
CEN	European Committee for Standardisation	FDA UIOLI	Firm Day Ahead Use It or Lose It
CER	Critical Entities Resilience Directive	FoGG	Future of Gas Grids
CDEST	Common Data Exchange Solution Table	FSR	Florence School of Regulation
CIO	Central Issuing Office	FUNC	Gas Network Codes Functionality Platform
CMP GL	Congestion Management Procedures Guidelines	GA	General Assembly
CNOT	Common Network Operational Tool	GY	Gas Years
COP 21	The 2015 United Nations Climate Change Conference held in Paris	GCG	Gas Coordination Group
CRA	Cyber Resilience Act	GCV	Gross Calorific Value

GD4S	Gas Distributors for Sustainability	PCI	Project of Common Interest
Geode	Association of European independent distribution companies of gas and electricity	PLEXOS	Energy Analytics and Decision Platform
GIE	Gas Infrastructure Europe	ReCo	Regional Coordination System for Gas
GIS	Geographical Information System	REMIT	Regulation (EU) No 1227/2011 on wholesale energy market integrity and transparency
GO	Guarantee of Origin	RRM	Registered Reporting Mechanism
GO KG	Guarantee of Origin Kernel Group	SCN WG	Scenario Working Group
GQ & H₂	Gas Quality and Hydrogen	SoS	Security of Supply
GUI	Graphical User Interface	SSO	Summer Supply Outlook
IGI	Infrastructure Gaps Identification	SPC	Strategy, Policy and Communication
INT WG	Interoperability Working Group	TAR	Tariff
INV WG	Investment Working Group	TAR KG	Tariff Kernel Group
IP	Interconnection Point	TAR NC	Tariff Network Code
IIP	Innovative Projects Platform	TEN-E	Trans-European Networks for Energy
JRC	Join Research Centre	TF ILM	Task force Interlinked Model
KG	Kernel Group	TP	Transparency Platform
LAG	Legal Advisory Group	TRA WG	Transparency Working Group
LIO	Local Issuing Office	TSO	Transmission System Operator
LNG	Liquefied Natural Gas	TYNDP	Ten-Year Network Development Plan
MAR WG	Market Working Group	UGS	Underground Gas Storage
MIG	Message Implementation Guideline	UMM	Urgent Market Message
MS	Member State	VIP	Virtual Interconnection Point
NC	Network Code	WG	Working Group
NeMo KG	Network Model Kernel Group	WI	Wobbe Index
NRA	National Regulatory Authority		
OMP	Organised Market Places		

COUNTRY CODES (ISO)

AL	Albania	FI	Finland	NL	Netherlands, the
AT	Austria	FR	France	NO	Norway
AZ	Azerbaijan	GR	Greece	PL	Poland
BA	Bosnia and Herzegovina	HR	Croatia	PT	Portugal
BE	Belgium	HU	Hungary	RO	Romania
BG	Bulgaria	IE	Ireland	RS	Serbia
BY	Belarus	IT	Italy	RU	Russia
CH	Switzerland	LT	Lithuania	SE	Sweden
CY	Cyprus	LU	Luxembourg	SI	Slovenia
CZ	Czechia	LV	Latvia	SK	Slovakia
DE	Germany	LY	Libya	TM	Turkmenistan
DK	Denmark	MA	Morocco	TN	Tunisia
DZ	Algeria	ME	Montenegro	TR	Turkiye
EE	Estonia	MK	North Macedonia	UA	Ukraine
ES	Spain	MT	Malta	UK	United Kingdom

ADDITIONAL NOTE

This report was prepared by ENTSOG on the basis of information collected and compiled by ENTSOG from its members. All content is provided “as is” without any warranty of any kind as to the completeness, accuracy, fitness for any particular purpose or any use of results based on this information and ENTSOG hereby expressly disclaims all warranties and representations, whether expressly or implied, including without limitation, warranties or representations of merchantability or fitness for a particular purpose.

ENTSOG is not liable for any consequence resulting from the reliance and/or the use of any information hereby provided. The reader in its capacity as professional individual or entity shall be responsible for seeking to verify the accurate and relevant information needed for its own assessment and decision and shall be responsible for use of the document or any part of it for any purpose other than that for which it is intended.

ENTSOG engages the services of various consultants for the purpose of communication, technical and mapping support during the development of its publications and execution of its activities, depending on the need and resources required.

Publisher	ENTSOG aisbl Avenue de Cortenbergh 100 1000 Brussels, Belgium
Cover picture	Courtesy of Snam
Design	DreiDreizehn GmbH, Berlin www.313.de



ENTSOG AISBL
Avenue de Cortenbergh 100 | 1000 Brussels, Belgium
Tel. +32 2 894 51 00

info@ENTSOG.eu | www.ENTSOG.eu